

**How to Cite:**

Mahajan, N. D., & Jain, N. (2022). Synthesis of heterocyclic compounds and their utilities in the field biological science. *International Journal of Health Sciences*, 6(S2), 9645–9650. <https://doi.org/10.53730/ijhs.v6nS2.7517>

# Synthesis of heterocyclic compounds and their utilities in the field biological science

**Nilima Dnyanadeo Mahajan**

Research Scholar, Shri Satya Sai University of Technology and Medical Sciences, Sehore. M.P. India 466001

Corresponding author email: [nilimabarhate4@gmail.com](mailto:nilimabarhate4@gmail.com)

**Prof. Dr. Neelu Jain**

P. G. Dept. of Chemistry, Shri Satya Sai University of Technology and Medical Sciences, Sehore. (M. P.) India

Email: [Jneelu586@gmail.com](mailto:Jneelu586@gmail.com)

**Abstract**---The fact that most medications now on the market contain heterocycle molecules or heterocycle fragments, as well as their inherent adaptability and distinctive physicochemical features, has positioned them as true pillars of medicinal chemistry. Aside from the medications that have already been approved, several others are being researched for their potential to treat a variety of cancers. The inherent adaptability and dynamic core scaffold of these molecules have been used in anticancer research in particular. Nonetheless, heterocyclic compounds, like every other promising anticancer medication, are not without flaws. We present a comprehensive summary of heterocyclic active chemicals and families, as well as their key medical applications, in this article.

**Keywords**---heterocyclic compounds, oxygen, nitrogen-based heterocycles, antibacterial activity, biological.

**Introduction**

When a new pharmaceutical lead molecule is discovered, substantial and expensive efforts are frequently performed to produce a series of analogues in order to find ones with better activity. The metabolism of a medication is an essential subject of research in medicinal chemistry, and extensive investigation of bioconversions that a novel drug series goes through is required. Modern analytical techniques, such as mass spectrophotometry, allow for the detection of minute amounts of metabolites. The intellectual goal of medicinal chemistry is to determine the molecular mode of action (MOA) of medications. The goal of medicinal chemistry is to develop and produce chemicals that can be utilised in

medicine to prevent, treat, and cure diseases in people and animals in high demand. In the synthesis of Schiff's bases, alum has been utilised as a new catalyst. ICH class 1 and class 2 solvents are not used in the synthesised Schiff's bases, and there are no structural alarms or genotoxic contaminants.

Heterocyclic chemistry is a prominent and essential division of organic chemistry that deals with the synthesis, characteristics, and applications of heterocycles. Heterocyclic gets its name from the Greek word "heteros," which meaning "different." Generally, Heterocyclic compounds are organic cyclic compounds that contain at least one hetero atom. Common hetero atoms include nitrogen, oxygen, and sulphur, as well as additional elements such as Se, P, Si, and B. Also well-known are heteroatoms [1] [2].

Amino acids like histamine and tryptophan, vitamins and coenzymes precursors like thiamine, riboflavin, pyridoxine, folic acid, biotin, B12, and E family of vitamins are some of the most prevalent Heterocyclic compounds used in pharmaceuticals. Heterocyclic compounds are pharmacologically active, and some of them have important clinical applications. In the biological system, the pyrimidine and its derivatives play an important role. Heterocyclic compounds are employed in cancer therapy in some cases. Heterocyclic structures have played an important role in the development of anti-cancer drugs. Nitrogen-based heterocycles are important in the development of anti-cancer drugs. Heterocycles based on oxygen are also used in the development of anti-cancer drugs.

### **Applications of Heterocycles**

Medicinal chemistry is a growing subject in chemistry because it bridges the gap between chemistry and medical difficulties by attempting to understand common ailments and how to treat them. Isolating and purifying active molecules from plant and animal tissues, as well as microorganisms and their fermentation products, became the focus of attention of researchers all over the world when this field of contemporary chemistry began.

#### **Antimalarial**

Antimalarial drugs are essential medications for treating malaria. Malaria is found in tropical, subtropical, and primarily temperate regions around the world. One of the most common drugs used to treat malaria is chloroquine. Fig. 1 shows the chemical structure of chloroquine.

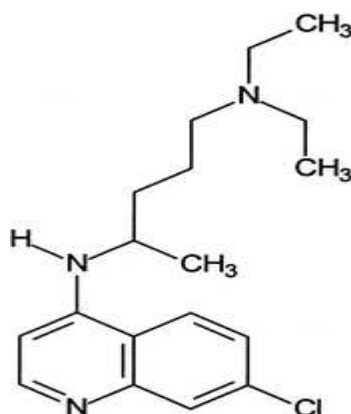


Fig. 1: Chemical structure of Chloroquine

The design and development of new malaria active chemicals has relied heavily on heterocyclic rings. Many antimalarial medications are categorised based on their chemical structure, such as 4-aminoquinolines such as chloroquine, 8-aminoquinolines such as primaquine, sulfonamides such as sulfalene and sulfadoxine, and so on. Each of the following classes has its own mechanism for combating the malaria parasite.

In human beings the symptoms of malaria with fig. 2 are show below



Fig.2: Symptoms of malaria

## Catalysis

Catalysis is critical in the production of fuels, fertilisers, medicines, fine chemicals, and a variety of other products. It also contributes to the enhancement of environmental preservation. Traditional and environmentally unacceptable techniques in the synthesis of bulk chemicals have recently been largely

superseded by several catalytic alternatives, one of which is N-heterocyclic carbene (NHCs) (Fig.3). NHCs have mostly been used as auxiliary ligands in the manufacture of transition metal-based catalysts throughout the previous two decades. 6 On organic synthesis, a great range of catalytic systems based on azaheterocyclic scaffolds have also been used.

#### Ni-NHC in Homogenous Catalysis

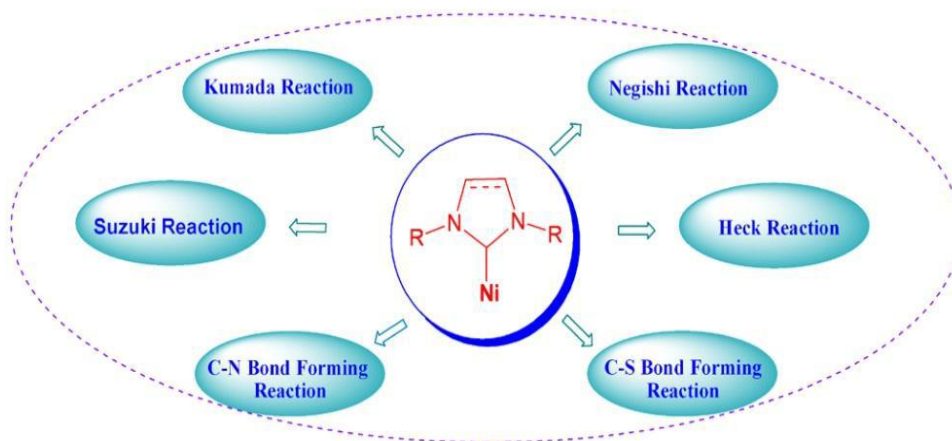


Fig.3: N-heterocyclic carbene (NHCs)

#### Metabolism

Azaheterocyclic molecules are abundant in biological systems. The major components of azaheterocyclic metabolism are found in all living cells. The azaheterocyclic thymine and purine bases encode genetic information in our blueprint for life, the biopolymer RNA or DNA (Fig. 3). Also known as fused azaheterocycles, they are a class of biological agents with unique pharmacological properties connected to the system's planarity and, as a result, its DNA-chain intercalating capacity, making them appropriate for anti-neoplastic and mutagenic applications. Azaheterocycles are an important class of heterocyclic compounds in medicinal chemistry because of their substantial biological activity.

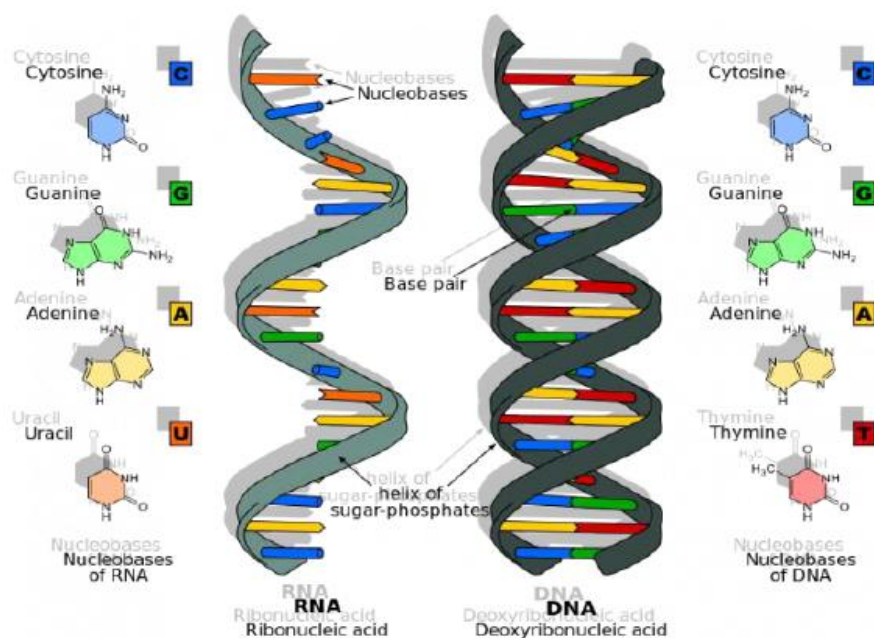


Fig.4: Metabolism

### Agrochemicals

Azaheterocyclic chemicals are important in agricultural and animal treatment, just as they are in medicine. Insecticides, herbicides, fungicides, and plant growth regulators have all been developed using synthetic substances such as pesticides (PGPs). According to the newest version of the "Pesticide Manual," roughly 70% of agrochemicals have at least one heterocyclic ring. The good impact on synthetic accessibility and physicochemical qualities such as lipophilicity and solubility is the reason for azaheterocycles' enormous significance in agrochemical lead optimization. Furthermore, azaheterocycles appear to be ideal bioisosteres of various iso- or heterocyclic rings, as well as a variety of functional groups, owing to their structural similarity and electrical distribution, as well as their biological efficiency.

### Conclusion

The bioconversion of cellulose into glucose or sugars must be adjusted for optimal heterocycle synthesis, a process impeded by various variables such as the heterogeneous nature of the reaction, product inhibition, and the interaction of cellulose with lignin. Even though many catalysts or different reaction methods have been developed or found to be workable for the synthesis of heterocycles from sugars, there is a need to optimise the reaction conditions to have improved yield, improved selectivity to the desired compound, and last but not least, the synthesis should be environmentally benign or green in the context of green chemistry.

## References

1. Shodhganga, "An overview of heterocyclic compounds and their biological significance", Chapter -I.
2. Abbas Al-Mulla, Der Pharma Chemica, "A Review: Biological Importance of Heterocyclic Compounds", 2017, 9(13):141-147
3. H. Lee, J. C. Mason, S. Achilefu, J. Org. Chem., 2020, 71, 7862;
4. A. Abbotto, L. Beverina, R. Bozio, A. Facchetti, C. Ferrante, G. A. Pagani, D. Pedron, R. Signorini, Org. Lett., 2019, 4, 1495;
5. H. Z. Shams, R. M. Mohareb, M. H. Helal, A. El S. Mahmoud, Molecules, 2021, 16, 6271.
6. R. S. Varma, J. Heterocycl. Chem. 2019, 36, 1565;
7. T. Eicher, S. Hauptmann, The Chemistry of Heterocycles: Structure, Reactions, Syntheses, and Applications, 2nd ed., Wiley-VCH, Weinheim, 2020.
8. Alonso, David Martin, Jesse Q. Bond, James A. Dumesic; Catalytic conversion of biomass to biofuels. Green Chemistry, 12(9), 1493-1513 (2020).
9. Lichtenthaler, W. Frieder; Unsaturated O- and N-heterocycles from carbohydrate feedstocks. Accounts of chemical research, 35(9), 728-737 (2020).
10. Alonso, David Martin, Jesse Q. Bond, James A. Dumesic; Catalytic conversion of biomass to biofuels. Green Chemistry, 12(9), 1493-1513 (2020).
11. Lichtenthaler, W. Frieder; Unsaturated O- and N-heterocycles from carbohydrate feedstocks. Accounts of chemical research, 35(9), 728-737 (2020).