

FACTORS INFLUENCING THE PURCHASE INTENTION IN ONLINE ORGANIC FRUIT AND VEGETABLE STORES

Nur Adhita Rahmawati^{*)}, Arif Imam Suroso^{*)1}, and Arief Ramadhan^{**)}

^{*)} School of Business, Bogor Agricultural University (SB-IPB)
Jl. Raya Pajajaran Bogor 16151

^{**)} Faculty of Computer Science, University of Indonesia
Kampus Baru UI Depok 16424

Abstract: The increasing number of organic agricultural production and public awareness toward healthy living provide the opportunities in trading for the products itself. Meanwhile, the development of information technology produces innovation such as electronic commerce (e-commerce), and in agribusiness, it is known as e-agribusiness. E-agribusiness allows organic groceries trade activities to be conducted online through a website. However, that is a new and rare activity in Indonesia, therefore the management of company needs to develop the strategy to enhance the customers and survive in the industry. The purpose of this study is to analyze the factors influencing organic fruit and vegetable purchase intention through a website based on technology perspective and consumer behavior. WebQual and Theory of Planned Behavior (TPB) were used in this study. This study was conducted on website of Sayur Box, one of e-agribusiness in Indonesia. Face-to-face survey technique was used to collect the data from 113 respondents. PLS-SEM was used for data analysis. The result shows that online purchase intention is affected by attitude and perceived behavioral control. All of WebQual's instruments that used in this study affect user satisfaction toward the website except for the usefulness variable. User satisfaction toward the website has an indirect effect on online purchase intention through attitude variable.

Keywords: e-agribusiness, online purchase intention, structural equation modeling, theory of planned behavior, website quality

Abstrak: Peningkatan produksi pertanian organik dan bertambahnya kesadaran masyarakat akan hidup sehat memberikan peluang dalam bidang perdagangan produk tersebut. Sementara itu, perkembangan teknologi informasi menghasilkan inovasi berupa perdagangan elektronik (e-commerce). Pada bidang agribisnis hal tersebut dikenal dengan istilah e-agribusiness. E-agribusiness memungkinkan kegiatan perdagangan bahan makanan organik dilakukan secara online melalui sebuah website. Akan tetapi, perdagangan bahan makanan organik secara online merupakan hal yang baru dan masih jarang dilakukan di Indonesia, oleh karena itu pihak manajemen perusahaan perlu membangun suatu strategi untuk meningkatkan konsumen dan bertahan dalam industri. Tujuan dari penelitian ini adalah menganalisis faktor-faktor yang mempengaruhi minat pembelian pada toko sayur mayur organik online berdasarkan perspektif teknologi dan perilaku konsumen. Metode yang digunakan dalam penelitian yaitu WebQual dan Theory of Planned Behavior (TPB). Penelitian dilakukan terhadap salah satu e-agribusiness di Indonesia yaitu Sayur Box. Pengumpulan data dilakukan dengan face-to-face survey terhadap 113 responden. Model penelitian diuji menggunakan PLS-SEM. Hasil analisis menunjukkan bahwa minat pembelian online dipengaruhi oleh sikap dan persepsi kontrol perilaku konsumen. Seluruh instrumen WebQual yang digunakan dalam penelitian mempengaruhi kepuasan pengguna terhadap website kecuali variabel kegunaan. Kepuasan pengguna terhadap website memiliki pengaruh tidak langsung terhadap minat pembelian online melalui variabel sikap.

Kata kunci: e-agribusiness, minat pembelian online, structural equation modeling, theory of planned behavior, kualitas website

¹ Corresponding author:

Email: arifimamsuroso@sb.ipb.ac.id

INTRODUCTION

Food needs are increasing along with population growth. Therefore, the government prioritizes the development of the agricultural sector to meet the people's food needs while facing the challenges of global economic development (Sitanggang, 2015). One of the government programs in agriculture is the program of 1,000 organic farming villages. The program increases organic agricultural production, in line with the increasing global organic market reaching 20% per year (Sari and Setiaboedhi, 2017). Community interest in organic agricultural products is influenced by trends in healthy lifestyles, especially in big cities that begin to understand the negative effects of using chemicals on agricultural products (Marsyaf, 2017).

On the other hand, current global developments prove that Information and Communication Technology (ICT) plays a very important role for the success of development (Hanuranto, 2011). One form of information technology development is trading through electronic media, or better known as e-commerce. E-commerce developments affect a variety of industrial sectors including the food agriculture sector (referring to the sectors of agriculture, food and beverage products), which is one of the main business sectors throughout the world (Manouselis et al. 2009). As a result, the term e-agribusiness appears and becomes a part of e-commerce or e-business; i.e. business activities through electronic media focusing on agricultural commodities (Soekartawi, 2007).

Based on the potential of selling organic products and the trend of online shopping in Indonesia, businesses in this sector are starting to emerge, one of which is Sayur Box which sells organic fruits and vegetables online. Sayur Box is a business to customer (B2C) based e-agribusiness established in July 2016. The business concept of Sayur Box can cut the product distribution chain, thereby allowing higher farmer selling prices and lower consumer purchase prices than those in traditional markets. However, the business of buying and selling organic fruits and vegetables online is not yet popular in Indonesia.

A number of internet users have started to be interested in shopping for agricultural products online, yet the results are not very significant because they tend to choose to visit traditional stores when buying fresh products so they can touch and choose the product

themselves (Rizkia, 2015). This is evident from Sayur Box's web traffic which was still ranked at 20,320 as of June 2017 after almost a year of establishment, distantly behind other e-commerce, such as Lazada, ranked fourth after a year of standing based on Indonesian web traffic (Similar, 2017; Ayunita, 2017). The significantly far comparison of the company's growth is the basis of the importance of doing this research, so that Sayur Box can grow and survive amid tight business competition, considering that the government is also currently active in implementing 1,000 digital startup programs. The business of buying and selling business can be seen from the increase in the number of consumers. Therefore, the purpose of this research was to identify the factors that influence consumer intention in purchasing organic fruits and vegetables online in the Sayur Box website.

Soekartawi (2007) states that one of the determinants of the success or failure of e-agribusiness depends on the quality of the tool (the software used and the interface and completeness of the information available). In online trading like Sayur Box, it refers to the dimensions of website quality. The website is the main marketing tool; therefore, it is very important for businesses to increase customer satisfaction on the website (Pane, 2009). Websites that are difficult to use and less interactive will project a bad image among internet users and weaken the competitiveness of organizations in the industry (Saputro, 2013). The quality of a website is very important in attracting and retaining consumers. The level of website quality is defined as the extent to which the features on the website meet user needs and reflect the overall superiority of the website (Hsin and Su, 2008). Website features that can meet user needs and highlight website excellence can be the basis of user satisfaction (consumers). WebQual is a method that can be used to evaluate the quality of a website. In the context of using technology for consumers, WebQual is measured by dimensions of ease of use, usefulness, entertainment and complementary relationship (Loiacono et al. 2002).

In addition to technological aspects, management must be able to assess consumer behavior to determine the right strategy for the company. Theory of Planned Behavior (TPB) is a method that is often used to predict behavior. Maichum et al. (2016) used TPB to examine the intention in purchasing agricultural products for consumers in Thailand. Thus, the results of the study showed that consumer attitudes, subjective norms, and

perceived behavioral control have significantly positive influences on purchase intention. Lodorfos and Dennis (2008) examined consumer intention in purchasing organic food using TPB, the results showed that attitudes, subjective norms and perceived behavioral control have positive influences on purchase intention. Wong and Aini (2016) used TPB to examine the factors that influence intention in purchasing organic meat in Malaysia, and the results of the study show that consumer attitudes, subjective norms and perceived behavioral control influence the purchase intention with a moderate level of significance. Meanwhile, in the research conducted by Irianto (2015), consumer attitudes and subjective norms are factors that positively influence the intention in purchasing organic food. Consumer attitude is a key factor that most influences the intention in purchasing organic food (Mhlophe, 2016).

Based on the explanation of the background of the problem, TPB was used in this research to measure the intention in purchasing organic fruits and vegetables. The purchase intention, specifically online, is because the object being examined is an e-agribusiness site. In addition, this research also measured the quality aspect of the website used to conduct buying and selling. Based on TPB theory, variables used in the research on aspects of consumer behavior covered attitudes, subjective norms and perceived behavioral control. Meanwhile, the variables examined from the technological aspect included ease of use, usefulness, entertainment, and complementary relationship which are dimensions of WebQual. The user satisfaction variable on the website was seen as having an effect on consumer attitudes and online purchase intention. Perceived benefits and risks that influence consumer attitudes were also examined; however, the stages of the payment, shipping and after-sales service processes were not covered in this research.

METHODS

The research was conducted on the Sayur Box website (www.sayurbox.com) which sells organic fruits and vegetables online in Indonesia. The research location was limited to the Jabodetabek area as this is adjusted to the location of the product delivery set by the company. The study was conducted from May to September 2017.

The study used primary and secondary data. The primary data was obtained by conducting face-to-face surveys to respondents in accordance with the predetermined criteria. Meanwhile the secondary data were obtained based on the results of a literature study of a number of scientific publications such as books, research reports, research journals, theses, and dissertations. Articles in relevant print and electronic media were also used to support research.

The primary data collection was carried out using the face-to-face survey method of 113 respondents. The respondents were randomly selected with the criteria that they were domiciled in the Jabodetabek area, aged over 17 years and had been shopping for organic fruit or vegetables traditionally. The respondents were met directly and then asked to access and surf the Sayur Box website, such as shopping, but not until the payment process. This was carried out so that the respondents were confirmed to have surfed on the Sayur Box website and the experience of respondents could be directly observed. After that, they were asked to fill out the questionnaire completely, if in one questionnaire there were questions that were not answered then the questionnaire was considered invalid. The form of the question posed was a closed question with five Likert scales so that the respondent can choose one of the answers that best suits him, that is, strongly disagree, disagree, neutral, agree and strongly agree.

Determination of hypotheses based on previous researches was to examine the relationships among variables used in this study. The hypotheses built were as follows:

- H1 : Ease of use has a positive effect on user satisfaction
- H2 : Usefulness has a positive effect on user satisfaction
- H3 : Entertainment has a positive effect on user satisfaction
- H4 : Complementary relationship have a positive effect on user satisfaction
- H5 : User satisfaction has a positive effect on online purchase intention
- H6 : Attitude has a positive effect on online purchase intention
- H7 : Subjective norm has a positive effect on online purchase intention
- H8 : Perceived behavioral control has a positive effect on online purchase intention

- H9 : User satisfaction has a positive effect on attitude
- H10 : Perceived risks has a negative effect on attitude
- H11 : Perceived benefits has a positive effect on attitude
- There were 12 latent variables used in this study, consisting of eight exogenous latent variables and four endogenous latent variables. These latent variables were measured by 46 indicators. The definition of measurement for latent variables can be seen in Table 1.

Table 1. The measurement of latent variables

Latent Variables	Indicators	Symbol
Perceived risks is the subjective expectations of consumers regarding losses, consequences of actions that cannot be anticipated (Bhukya and Singh, 2015).	I cannot check the original product if I buy organic vegetables or fruits online (Doolin et al. 2005; Wani and Malik, 2013; Sinha and Singh, 2016).	PR1
	I cannot touch and feel the original products if I buy organic vegetables or fruits online (Wani and Malik, 2013).	PR2
	I risk sacrificing my personal data when buying products online (Doolin et al. 2005; Xu, 2017).	PR3
	Products purchased may not meet my expectations (Hsin and Su, 2008; Dai et al. 2014).	PR4
Perceived benefits is a belief about positive results related to behavior (Liu et al. 2012).	I can buy organic vegetables or fruits wherever I want if the purchase can be made online (Wani and Malik, 2013).	PB1
	Buying organic vegetables or fruits online can save my energy compared to visiting traditional stores (Wani and Malik, 2013; Sinha and Singh, 2016).	PB2
	Buying organic vegetables or fruits online can avoid the hassle of driving and parking (Wani and Malik, 2013; Sinha and Singh, 2016).	PB3
	Discounts and prizes are available if I buy online (Sinha and Singh, 2016).	PB4
Subjective norm refers to social pressure felt to be involved or not involved in behavior (Sentosa and Mat, 2012).	I think my family and colleagues will agree if I buy organic vegetables or fruit online (Liang, 2014).	SN1
	People like me have to buy organic vegetables or fruits online (Dakduk et al. 2017).	SN2
	Media regularly encourages people to shop online (Park, 2003).	SN3
	The person I value his opinion encouraged me to shop online (Park, 2003).	SN4
Perceived behavioral control is how a person's perception of an action is based on their abilities (Sentosa and Mat, 2012).	I have the resources to buy organic vegetables or fruits online (Park, 2003; Sihombing, 2013).	PBC1
	I can afford to buy organic vegetables or fruits online (Park, 2003; Sihombing, 2013; Liang, 2014).	PBC2
	Buying organic vegetables or fruits online is easier for me than other methods (Lee et al. 2014).	PBC3
	I am able to decide for myself to buy organic vegetables or fruits online (Park, 2003; Liang, 2014).	PBC4
User satisfaction is the response of consumers to the compatibility between expectations and actual performance that is felt after having the products (Kotler, 2005; Rangkuti, 2003).	Interaction with the website is very satisfying (Jones and Leonard, 2007; Lin and Sun, 2009; Kassim and Abdullah, 2010; Ali, 2016).	US1
	The website performance is in accordance with user expectations (Eid, 2011).	US2
	The website knows its users well enough to offer products that are tailored to their needs (Eid, 2011).	US3
Attitude is a positive or negative evaluation in carrying out an action (Sentosa and Mat, 2012).	Buying organic vegetables or fruits online is a good idea (Park, 2003; Sihombing, 2013; Al-Debei et al. 2014; Liang, 2014; Akroush and Al-Debei, 2015).	A1
	I will consume more organic vegetables or fruits if available online (Kumar et al. 2014).	A2
	Buying organic vegetables or fruits online is better than buying in traditional stores (Al-Debei et al. 2014; Akroush and Al-Debei, 2015).	A3
	Buying organic vegetables or fruits online is a convenient thing to do (Park, 2003; Al-Debei et al. 2014; Akroush and Al-Debei, 2015).	A4

Table 1. The measurement of latent variables (continuance)

Latent Variables	Indicators	Symbol
Online purchase intention is the intention of consumers (website users) to exchange information and conduct transactions online (Xu, 2017).	I intend to buy organic fruits or vegetables online in the near future (Dakduk et al. 2017).	OPI1
	I predict that I will buy organic fruits and vegetables online in the future (Ali, 2016).	OPI2
	There is a great possibility for me to buy organic fruits and vegetables online (Xu, 2017).	OPI3
	If I want to buy organic fruits and vegetables, I will buy them online (Xu, 2017).	OPI4

The analytical tool used in the study was PLS-SEM. The data were processed using SmartPLS 3 software. In analysis using PLS-SEM, the amount of data did not become a problem with a minimum of 30 so that the use of 113 data in the study was acceptable. In PLS-SEM, there are two types of analysis: measurement model and structural model.

The development of flowcharts in the study determines the influence of website quality (ease of use, usefulness, entertainment, complementary relationship), user satisfaction, perceived risks, perceived benefits, attitudes, subjective norms, perceived behavioral control on purchasing organic fruit and vegetable products online based on the previous theoretical models as can be seen in Figure 1. The notations used in the model are as follows: x (Indicators of exogenous latent variables); y (Indicators of endogenous latent variables); ξ (Ksi, exogenous latent variables); η (Eta, endogenous latent variables); λ_x (Lamda (small), outer loading of exogenous latent variables); λ_y (Lamda (small), outer loading of endogenous latent variables); β (Beta, the coefficient of influence of endogenous variables on endogenous variables); γ (Gamma, the coefficient of influence of exogenous variables on endogenous variables); ζ (Zeta (small), model error); δ (Delta (small), measurement error on exogenous latent variables); ε (Epsilon (small), measurement error in endogenous latent variables).

RESULTS

Measurement Model Analysis

The measurement model is interpreted by looking at several things, including: convergent validity, composite reliability, and discriminant validity (Hair et al. 2011). Convergent validity is measuring the amount of outer loading for each indicator against the construct. Outer loading > 0.70 is highly recommended

(Hair et al. 2011), but outer loading > 0.55 can still be tolerated (Pirouz, 2006). Based on Figure 2, the value of outer loading for all indicators used in the study is > 0.55 so that the indicators used can be said to be valid for measuring each variable. Besides being seen from the outer loading value, convergent validity can also be seen from the value of average variance extracted (AVE). The limit of the received AVE value is > 0.5 (Hair et al. 2011). In testing using the SEM-PLS model, the AVE value for each latent variable used in the study was > 0.5 .

The next evaluation of the measurement model is to test the reliability of the model. Reliability testing in this research examines the value of composite reliability on the measurement results by using SEM-PLS. The composite and AVE reliability values of each construct for the case study of Sayur Box can be seen in Table 2.

Testing of discriminant validity was carried out using Fornell-Larcker criteria i.e. AVE square root value of each construct must be higher than construct correlation with other latent variables (Hair et al. 2014; Yamin and Kurniawan, 2009). Testing discriminant validity on the model produces values that are in accordance with Fornell-Larcker criteria. In the purchase intention analysis model on the Sayur Box website, the entire outer loading value is > 0.55 . Based on Table 2, all constructs used in the study have composite reliability > 0.7 and AVE > 0.5 . Based on the results of the analysis of the measurement model, it can be concluded that the variables used in the study are reliable and valid.

Analyses of Structural Model and Hypotheses

Structural model analysis was carried out to ensure that structural models are robust and accurate (Hussein, 2015). Structural model testing can be conducted by looking at the value of R square and the value of the path coefficient (Yamin and Kurniawan, 2009; Hair et

al. 2011). R square value shows the magnitude of the construct that is able to be explained by other constructs (Yamin and Kurniawan, 2009). The values of R square in the endogenous latent variables are 0.75; 0.50; and 0.25, each of which represents a substantial, moderate and weak level of accuracy (Hair et al. 2011). The values of R square in the study can be seen in Table 3.

Based on Table 3, the R square value of the attitude variable is 0.477. The variable is explained by variable perceived risks, perceived benefits, and user satisfaction. Therefore, it can be said that they are able to explain the attitude variable by 47.7% ($0.473 \times$

100%) while the remaining 52.3% ($100\% - 47.3\%$) are explained by other variables outside of the research. The same explanation applies to other endogenous latent variables. The variables of user satisfaction, subjective norm, received behavioral control and attitude are able to explain the online purchase intention by 66.3%. The variables of ease of use, usefulness, entertainment and complementary relationship are able to explain the user satisfaction variable by 36.1%. Thus, it can be concluded that only online purchase intention has a moderate level of accuracy, while other variables have weak accuracy.

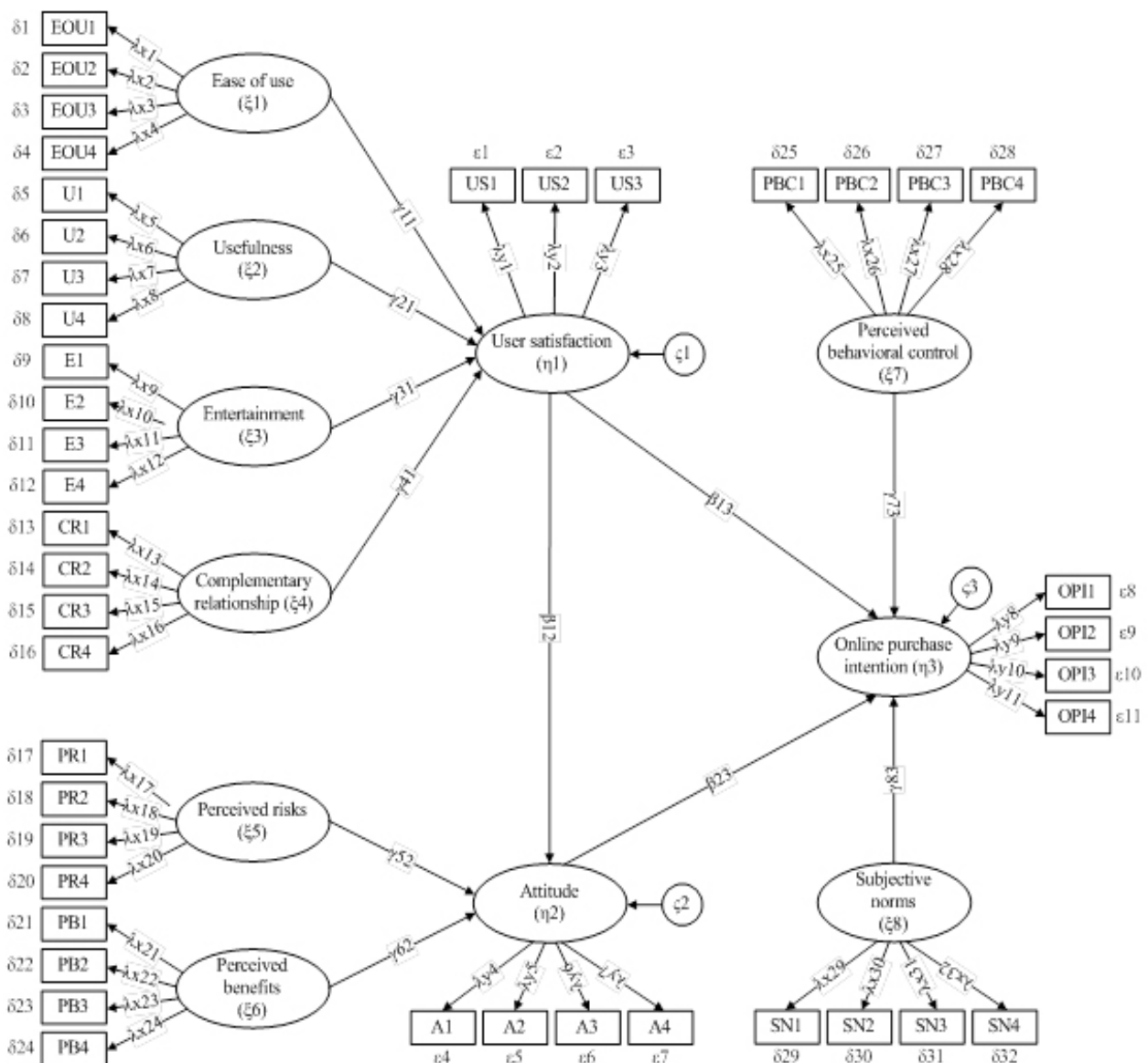


Figure 1. Research model on the research of intention on purchasing organic fruits and vegetables online

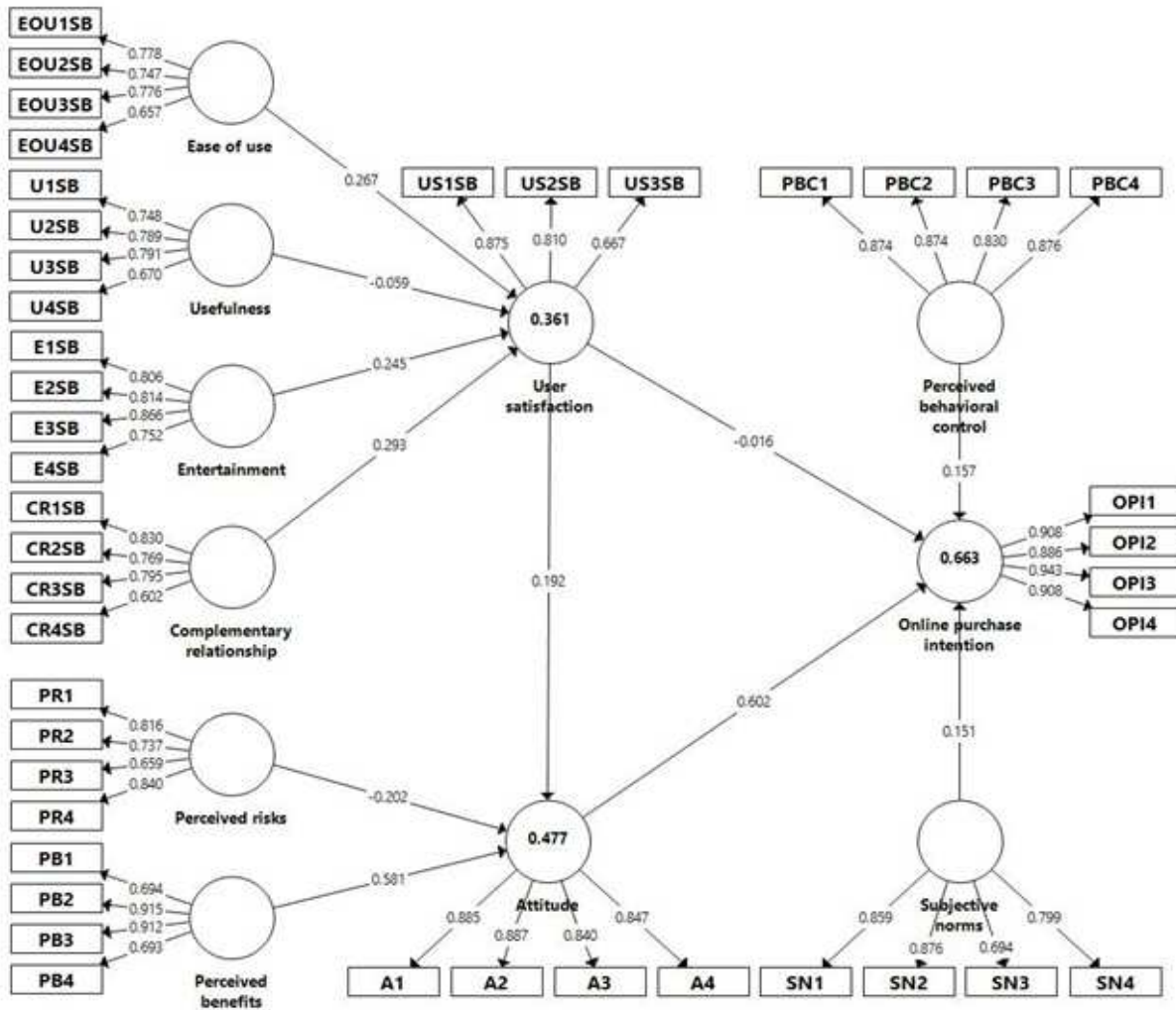


Figure 2. Analysis of PLS Model on purchasing intention in Sayur Box website

Table 2. The composite reliability value and AVE on the case study of Sayur Box

Latent variable	Composite reliability	Average variance extracted
Attitude	0.922	0.748
Complementary relationship	0.839	0.569
Ease of Use	0.829	0.549
Entertainment	0.884	0.657
Online purchase intention	0.952	0.831
Perceived behavioral control	0.921	0.746
Perceived benefits	0.883	0.658
Perceived risks	0.849	0.587
Subjective norms	0.884	0.657
Usefulness	0.837	0.564
User Satisfaction	0.830	0.622

Table 3. R square value of endogenous variable

Endogenous latent variables	R square
Attitude	0.477
Online purchase intention	0.663
User satisfaction	0.361

Evaluation of the path coefficient value (β -value) is used to examine the significance of the influence among variables and test the hypotheses (Hair et al. 2011). The path coefficient value can be identified after bootstrapping on the model studied. The level of significance for each hypothesis was measured based on the T-table value for 113 data. If the level of significance is high (99% or $p < 0.01$) then t-value is ≥ 2.36 , if the significance level is moderate (95% or $p < 0.05$) then t-value is ≥ 1.66 and if the significance level is low (90% or $p < 0.1$) then t-value is ≥ 1.29 . Evaluations on path coefficient value, t-value and significance of hypotheses can be seen in Table 4.

Based on Table 4, ease of use has a positive effect on user satisfaction with a moderate significance level ($\beta = 0.267$; $p < 0.05$) so H1 is accepted. Meanwhile, the usefulness variable does not affect user satisfaction, so H2 is rejected. The entertainment variable ($\beta = 0.245$; $p < 0.01$) and the complement relationship ($\beta = 0.293$; $p < 0.01$) have a positive and very significant effect on user satisfaction so that H3 and H4 are accepted. User satisfaction and subjective norm have insignificant t-value on the online purchase intention so that H5 and H7 are rejected. Attitude variable has a positive effect with a high significance level ($\beta = 0.602$; $p < 0.01$) on the online purchase intention, so that H6 is accepted. The perceived behavioral control variable has a positive effect with a moderate significance level ($\beta = 0.157$; $p < 0.05$) on the online purchase intention so that H8 is accepted. User satisfaction variable ($\beta = 0.192$; $p < 0.01$) and perceived benefits ($\beta = 0.581$; $p < 0.01$) have a positive effect with a high significance level

on attitude variables so that H9 and H11 are accepted. Perceived risks variable has a negative effect with a high significance level ($\beta = -0.202$; $p < 0.01$) on attitude variables so that H10 is accepted. Based on the results of the analysis, the results of the model estimation on the the purchase intention research on the Sayur Box website using SmartPLS can be seen in Figure 3.

In the analysis of purchase intention on the Sayur Box website, not all WebQual instruments have influences on user satisfaction on the website, but entertainment and complementary relationship have significant influences on user satisfaction with a high degree of influence. Ease of use variable has an influence on user satisfaction with a moderate significance level, while usefulness variable has no effect on the user satisfaction of the Sayur Box website. User satisfaction with the website has no influence on the online purchase intention even though it has high quality. However, user satisfaction can have an indirect influence on the online purchase intention through the mediator of consumer attitudes. User satisfaction has a significant influence on consumer attitudes with a high influence according to the research conducted by Alonso-Dos-Santos et al. (2017) and Castaneda et al. (2008).

Perceived risks and benefits influence consumer attitude significantly with a high level of influence in accordance with the research conducted by Doolin et al. (2005) and Wani and Malik (2013). Perceived risks has a negative influence, while the perceived benefits has a positive influence on consumer attitudes.

Table 4. Path Coefficient value, t-value, and significance of hypotheses

Hypotheses	Relations	Path Coefficients (β)	t-values	Hypothesis Decisions
H1	Ease of use \rightarrow User Satisfaction	0.267	2.251**	Accepted
H2	Usefulness \rightarrow User Satisfaction	-0.059	0.608 (ts)	Unaccepted
H3	Entertainment \rightarrow User Satisfaction	0.245	2.692***	Accepted
H4	Complement Relationship \rightarrow User Satisfaction	0.293	2.709***	Accepted
H5	User Satisfaction \rightarrow online purchase intention	-0.016	0.275 (ts)	Unaccepted
H6	Attitude \rightarrow online purchase intention	0.602	5.347***	Accepted
H7	Subjective norm \rightarrow online purchase intention	0.151	1.167 (ts)	Unaccepted
H8	Perceived behavioral control \rightarrow online purchase intention	0.157	2.284**	Accepted
H9	User Satisfaction \rightarrow Attitude	0.192	3.082***	Accepted
H10	Perceived risks \rightarrow Attitude	-0.202	2.721***	Accepted
H11	Perceived benefits \rightarrow Attitude	0.581	7.617***	Accepted

Note: * $p < 0,1$; ** $p < 0,05$; *** $p < 0,01$; ts = insignificant

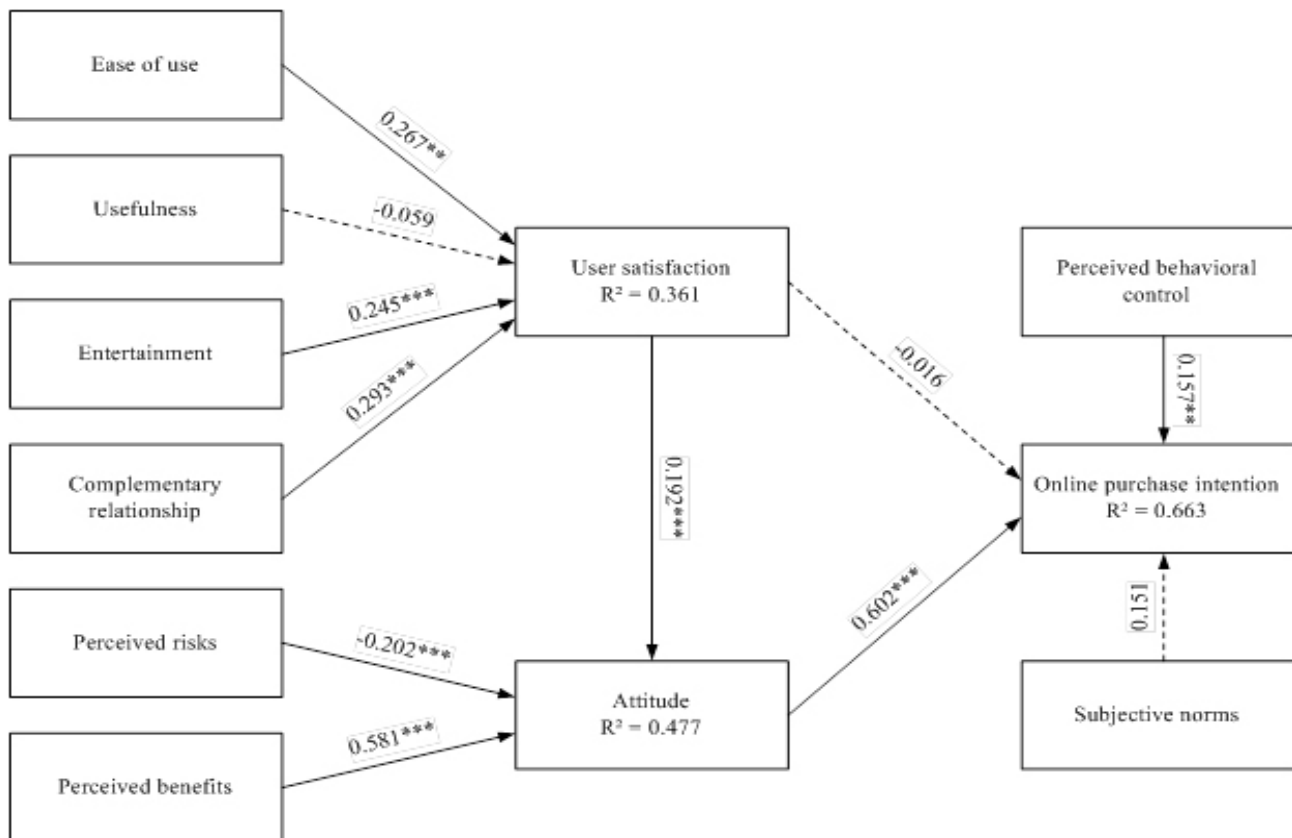


Figure 3. The estimated results of the research model (* $p < 0, 1$; ** $p < 0,05$; *** $p < 0,01$)

Consumer intention in purchasing organic fruits and vegetables online is positively influenced by attitude and perceived behavioral control in accordance with the research conducted by Irianto (2015), Suardika et al. (2014), as well as Teng and Wang (2014). The attitude of consumers has a significant influence on online purchase intention with a high degree of influence. Perceived behavioral control has an influence online purchase intention with a moderate influence. Thus, consumer attitude is a key factor that most influences the online purchase intention on the Sayur Box website, in accordance with the research conducted by Mhlophe (2016).

Managerial Implications

Based on the results of the study, the user satisfaction variable has no effect on the online purchase intention. The intention of consumers in purchasing organic fruits and vegetables online is apparently not directly affected by user satisfaction on the website. The most decisive factor is the attitude and perceived behavioral control. Attitude is influenced by perceived risks and benefits and user satisfaction on the website which are the main marketing tools. In the technological aspect, user

satisfaction is influenced by ease of use, entertainment and complementary relationship which are instruments of the quality of the website. Therefore, it is important for the management to always improve the quality of the website.

Dissemination of information on the benefits of purchasing organic fruits and vegetables online, the benefits of consuming organic fruits and vegetables, as well as information on organic fruits and vegetables being traded can be a way for the management to foster a positive attitude towards the community. The more information on the product provided, the more knowledge the community has regarding the products being sold, thereby reducing their risk perception. Information can be provided through social media as the closest source of information to the community today. Marketing trends through influencers such as celebrities, vloggers, or other figures can be used by companies to provide that information.

On the Sayur Box website, entertainment and complementary relationship are website quality instruments that most influence user satisfaction. Highly innovative website design is something that can attract

consumers. Companies can project company image through website design. Adding live chat features on the website can make it easier for consumers to interact with company representatives such as online customer service/support.

CONCLUSIONS AND RECOMMENDATIONS

Conclusions

Consumer intention in purchasing organic fruits and vegetables online on the Sayur Box website is influenced by attitude and perceived behavioral control. The attitude of consumers has a significant influence on the intention in online purchases with a high degree of influence. Perceived behavioral control has an influence on the online purchase intention with a moderate influence. Perceived risks and benefits have significant influences on attitudes. Not all WebQual instruments have influences on user satisfaction towards the website. Entertainment, ease of use, and complementary relationship variables affect user satisfaction, while usefulness variable does not affect the user satisfaction on the Sayur Box website. User satisfaction on the website has no influence on the online purchase intention even though the website has high quality. However, user satisfaction can have an influence on the online purchase intention through the mediator of consumer attitude, and user satisfaction has a significant influence on consumer attitudes.

Improving the quality of websites in terms of appearance and addition of live chat feature needs to be taken in account, considering that this greatly affects the quality of the Sayur Box website. In addition, it is necessary to disseminate information on the benefits and organic fruit and vegetable products to improve the positive attitude of consumers so that intention in online purchases on the Sayur Box website is increasing. One medium for disseminating information is through social media which is the current marketing trend.

Recommendations

This research does not require respondents to make purchases of organic fruit or vegetables on the examined website, so that the quality of the website relating to several stages of the transaction cannot be measured. Therefore, further research can be considered to add quality aspects which include ordering, payment, and

after-sales services. In addition, the results of the study show that there are still 33.7% of the influences of other variables that have not been identified; therefore, it is suggested that further research can add other variables that can influence the online purchase intention, such as perceived price variable. Meanwhile, suggestions for companies are marketing through social media, adding live chat features on the website, and improving the quality of the website in terms of appearance or design.

REFERENCES

- Akroush MN, Al-Debei MM. 2015. An integrated model of factors affecting consumer attitudes towards online shopping. *Business Process Management Journal* 21(6): 1353–1376. <http://dx.doi.org/10.1108/BPMJ-02-2015-0022>.
- Al-Debei MM, Akroush MN, Ashouri MI. 2014. Consumer attitudes towards online shopping: the effects of trust, perceived benefits, and perceived web quality. *Internet Research* 25(5): 707–733. <http://dx.doi.org/10.1108/IntR-05-2014-0146>.
- Ali F. 2016. Hotel website quality, perceived flow, customer satisfaction and purchase intention. *Journal of Hospitality and Tourism Technology* 7(2): 213–228. <http://dx.doi.org/10.1108/JHTT-02-2016-0010>.
- Alonso-Dos-Santos M, Moreno FC, Rios FM, Alguacil M. 2017. Online sport event consumers: attitude, e-quality and e-satisfaction. *Journal of Theoretical and Applied Electronic Commerce Research* 12(2): 54–70. <http://dx.doi.org/10.4067/S0718-18762017000200005>.
- Ayunita P. 2017. Analisis pengaruh relationship marketing terhadap e-loyalty konsumen e-commerce [tesis]. Bogor: Sekolah Program Pascasarjana, Institut Pertanian Bogor.
- Bhukya R, Singh S. 2015. The effect of perceived risk dimensions on purchase intention. *American Journal of Business* 30(4): 218–230. <http://dx.doi.org/10.1108/AJB-10-2014-0055>.
- Castaneda JA, Rodriguez MA, Luque T. 2008. Attitudes' hierarchy of effects in online user behaviour. *Online Information Review* 33(1): 1468–4527. <http://dx.doi.org/10.1108/14684520910944364>.
- Dakduk S, Horst E, Santalla Z, Molina G, Malave J. 2016. Customer behavior in electronic commerce: a bayesian approach. *Journal of Theoretical and Applied Electronic Commerce*

- Research* 12(2): 1–20. <http://dx.doi.org/10.4067/S0718-18762017000200002>.
- Doolin B, Dillon S, Thompson F, Corner JL. 2005. Perceived risks, the internet shopping experience and online purchasing behavior: a New Zealand perspective. *Journal of Global Information Management* 13(2): 68–88. <https://doi.org/10.4018/jgim.2005040104>.
- Eid MI. 2011. Determinants of e-commerce customer satisfaction, trust, and loyalty in Saudi Arabia. *Journal of Electronic Commerce Research* 12(1): 78–93.
- Hair JF, Ringle CM, Sarstedt M. 2011. PLS-SEM: indeed a silver bullet. *Journal of Marketing Theory and Practice* 19(2): 139–151. <http://dx.doi.org/10.2753/MTP1069-6679190202>.
- Hair JF, Sarstedt M, Hopkins L, Kuppelwieser VG. 2014. Partial least squares structural equation modeling (PLS-SEM). *European Business Review* 26(2): 106–121. <http://dx.doi.org/10.1108/EBR-10-2013-0128>.
- Hanuranto AT. 2011. Peningkatan Akses dan Kompetensi Teleinformatika (ICT) bagi Petani dalam Rangka Peningkatan Produktivitas Pertanian Nasional. Di dalam: *Akselerasi Pengembangan Informatika Pertanian Untuk Pemberdayaan dan Perlindungan Petani*. Prosiding Seminar Nasional Informatika Pertanian; Bandung, 20–21 Okt 2011. Bandung: Himpunan Informatika Pertanian Indonesia. hlm 1–5.
- Hsin HC, Su WC. 2008. The impact of online store environment cues on purchase intention: trust and perceived risk as a mediator. *Online Information Review* 32(6): 818–841. <http://dx.doi.org/10.1108/14684520810923953>.
- Hussein AS. 2015. *Modul Ajar Penelitian Bisnis dan Manajemen Menggunakan Partial Least Squares (PLS) dengan SmartPLS 3.0*. Malang: Fakultas Ekonomi dan Bisnis Universitas Brawijaya.
- Irianto H. 2015. Consumers' attitude and intention towards organic food purchase: an extension of theory of planned behavior in gender perspective. *International Journal of Management, Economics and Social Sciences* 4(1): 17–31.
- Jones K, Leonard LNK. 2007. Consumer-to-consumer electronic commerce: a distinct research stream. *Journal of Electronic Commerce in Organizations* 5(4): 39–54. <https://doi.org/10.4018/jeco.2007100103>.
- Kassim N, Abdullah NA. 2010. The effect of perceived service quality dimensions on customer satisfaction, trust, and loyalty in e-commerce settings. *Asia Pacific Journal of Marketing* 22(3): 351–371. <http://dx.doi.org/10.1108/13555851011062269>.
- Kumar R, Pandey R, Rao PH. 2014. Feasibility of online selling of organic produce. *International Journal of Business Analytic and Intelligence* 2(2): 24–36.
- Kotler P. 2005. *Manajemen Pemasaran*, Jilid 1. Ed ke-11. Molan B, penerjemah. Sarwiji B, editor. Jakarta: PT INDEKS Kelompok Gramedia.
- Lee KH, Bonn MA, Cho M. 2014. Consumer motives for purchasing organic coffee: the moderating effects of ethical concern and price sensitivity. *International Journal of Contemporary Hospitality Management* 27(6): 1157–1180. <http://dx.doi.org/10.1108/IJCHM-02-2014-0060>.
- Liang AR. 2014. Enthusiastically consuming organic food: an analysis of the online organic food purchasing behaviors of consumers with different food-related lifestyles. *Internet Research* 24(5): 1066–2243. <http://dx.doi.org/10.1108/IntR-03-2013-0050>.
- Liu MT, Brock JL, Shi GC, Chu R, Tseng TH. 2012. Perceived benefits, perceived risk, and trust. *Asia Pacific Journal of Marketing and Logistics* 25(2): 225–248. <http://dx.doi.org/10.1108/13555851311314031>.
- Lodorfos GN, Dennis J. 2015. Consumers' attitude and intention towards organic food purchase: an extension of theory of planned behavior in gender perspective. *International Journal of Management, Economics and Social Sciences* 4(1): 17–31.
- Loiacono ET, Watson RT, Goodhue DL. 2002. Webqual: A Measure of Website Quality. Di dalam: *Marketing Theory and Applications*. Chicago, 22–25 Feb 2002. Chicago: American Marketing Association. hlm 432–438.
- Maichum K, Parichatnon S, Peng KC. 2016. Application of the extended theory of planned behavior model to investigate purchase intention of green products among Thai consumers. *MDPI Journal Sustainability* 8: 1–20. <https://doi.org/10.3390/su8101077>.
- Manouselis N, Konstantas A, Palavitsinis N, Costopoulou C, Sideridis AB. 2009. A survey of Greek agricultural e-markets. *Agricultural Economics Review* 10(1):97–112.
- Marsyaf MI. 2017. Permintaan produk pertanian organik

- makin meningkat. <https://ekbis.sindonews.com>. [20 April 2017].
- Mhlophe B. 2016. Consumer purchase intentions towards organic food: insights from South Africa. *Business and Social Sciences Journal* 1(1): 1–32. <https://doi.org/10.26831/BSSJ.2016.1.1.1-32>.
- Pane LAR. 2009. Analisis kualitas website toko buku online di Indonesia [tesis]. Bogor: Sekolah Program Pascasarjana, Institut Pertanian Bogor.
- Park JJ. 2003. Understanding consumer intention to shop online: a model comparison [disertasi]. Columbia: University of Missouri.
- Pirouz DM. 2009. An overview of partial least squares [disertasi]. Irvine: University of California.
- Rangkuti F. 2003. *Riset Pemasaran*. Jakarta: PT Gramedia Pustaka Utama.
- Rizkia C. 2015. Bagaimana tren belanja grocery online di Indonesia?. <http://selular.id/news/e-commerce>. [4 Mei 2017].
- Saputro AA. 2013. Analisis kualitas website iklan jual beli online www.berniaga.com [tesis]. Bogor: Sekolah Program Pascasarjana, Institut Pertanian Bogor.
- Sari H, Setiaboedhi AP. 2017. Faktor-faktor yang memengaruhi minat beli pangan organik melalui situs online. *Jurnal Manajemen dan Agribisnis* 14(1): 54–64. <http://dx.doi.org/10.17358/JMA.14.1.54>.
- Sentosa I, Mat NKN. 2012. Examining a theory of planned behavior (TPB) and technology acceptance model (TAM) in internet purchasing using structural equation modeling. *Journal of Arts, Science & Commerce* 2(2): 62–77.
- Sihombing W. 2013. Analisis faktor yang mempengaruhi penggunaan layanan pembayaran online pada e-commerce [tesis]. Jakarta: Universitas Indonesia.
- Similar Web. 2017. Top websites: top sites for all categories in Indonesia. <https://www.similarweb.com>. [3 April 2017].
- Sinha P, Singh S. 2016. E-retailing in developing economy – a study on consumers' perceptions. *Academy of Marketing Studies Journal* 20(3): 62–72.
- Sitanggang D. 2015. Lima sektor prioritas pembangunan ekonomi Jokowi-JK. <https://swa.co.id>. [4 Mei 2017].
- Soekartawi. 2007. E-agribisnis: Teori dan Aplikasinya. Seminar Nasional Aplikasi Teknologi Informasi; Yogyakarta, 16 Jun 2007. Yogyakarta: Universitas Islam Indonesia. hlm 19–25.
- Suardika IMP, Ambarawati IGAA, Sukaatmadja IP. 2014. Analisis perilaku konsumen terhadap keputusan pembelian sayur organik CV Golden Leaf Farm Bali. *Jurnal Manajemen Agribisnis* 2(2): 24–36.
- Teng CC, Wang YM. 2014. Decisional factors driving organic food consumption: generation of consumer purchase intentions. *British Food Journal* 117(3): 1066–1081. <http://dx.doi.org/10.1108/BFJ-12-2013-0361>.
- Wang MS, Chen CC, Chang SC, Yang YH. 2007. Effect of online shopping attitudes, subjective norms and control beliefs on online shopping intentions: a test of the theory of planned behaviour. *International Journal of Management* 24(2): 296–302.
- Wani SN, Malik S. 2013. A comparative study of online shopping behaviour: effects of perceived risks and benefits. *International Journal of Marketing and Business Communication* 2(4): 41–55.
- Wong SS, Aini MS. 2017. Factors influencing purchase intention of organic meat among consumers in Klang Valley, Malaysia. *International Food Research Journal* 24(2): 767–778.
- Xu X. 2017. The effects of website quality on customer satisfaction, use intention, and purchase intention: a comparison among three types of booking channels [disertasi]. Iowa: Iowa State University.
- Yamin S, Kurniawan H. 2009. *Structural Equation Modeling: Belajar Lebih Mudah Teknik Analisis Data Kuesioner dengan Lisrel - PLS*. Jakarta: Salemba Infotek.