

The Crime Scene: Considerations about the State of Rondônia, Brazil

Natália Talita Araújo Nascimento¹, Fabrício Moraes de Almeida², Paulo Adriano da Silva³, Leonardo Severo da Luz Neto⁴, Izan Fabrício Neves Calderaro⁵ and Jovanir Lopes Dettoni⁶

¹PhD student in Regional Development and Environment – PGDRA, Federal University of Rondônia, Brazil. E-mail: natalia.kimpos163@hotmail.com

²PhD in Physics (UFC), with post-doctorate in Scientific Regional Development (DCR/CNPq). Researcher of the Doctoral and Master Program in Regional Development and Environment (PGDRA/UNIR). Leader of line 2 — Technological and Systemic Development, and Researcher of GEITEC — Federal University of Rondônia, Brazil. E-mail: dr.fabriciomoraes001@gmail.com

³Graduated in Law from the Faculty of Human Sciences, Exams and Letters of Rondônia (2009). Postgraduate in Public Management and Social Projects. Prosecutor of the State of Rondônia.

⁴Master in Education - Autonomous University of Barcelona, Spain. Master in Psychology - University of São Paulo. Master in Religious Studies - Faculty of Theological Education Logos of São Paulo. Bachelor of Nursing. Professional Physical Education. Bachelor in Theology. Professor at the Federal University of Rondônia, Brazil - Department of Collective Health, Researcher at the GEITEC and Researcher of GEISC of the Federal University of Rondônia, Brazil. Email: iluz@unir.br

⁵Master in Regional Development and Environment (PGDRA/UFRO). TI Analyst of Federal University of Rondônia Foundation, Porto Velho, Rondônia (Brazil). Member of GEITEC/UNIR/ CNPq. Brazil. E-mail: izancalderaro@gmail.com

⁶Graduated in Law from the Federal University of Rondônia, Master in History, Human Rights, Territory and Culture at Universidad Pablo de Olavide and Master in Psychology from the Federal University of Rondônia. He is an assistant professor at the Federal University of Rondônia. Experience in Law with emphasis on: legal hermeneutics, human rights, prisonization and public administration. E-Mail: jovanir@unir.br

Abstract— *This article presents the crime scenario in the state of Rondônia using as the time frame of 2010 to 2016. The overall objective of the research is to analyze the levels of crime in the state of Rondônia (Brazil), comparing it with other federal units have similar prison population. As a research problem seeks to answer: Investments in public safety have reflected in decreasing rates of crime and violence? The research has to approach nature with quantitative and qualitative use of secondary data through bibliographical and documentary studies. The research results it was found that Rondônia is among Brazilian states, one that dedicates part of their income to totalitarian public safety segment.*

Keywords— *Crime. Resocialization. Rondônia. Development.*

I. INTRODUCTION

It is very current state that the prison system crisis is a concern that affects our country. In narrower scenario, the North is in evidence because of this conflict, motivated by numerous echoes issues in riots and massacres that highlight the interference of a delicate area of Brazil. Delicate because it deals with the ability to punish

those who broke the law and caused damage of all kinds. Gentler yet, would discuss this punitive capacity and compare it with the ideals of justice, which, due to its subjectivity generate contrary discussions and often unsolvable. It is too inconclusive to define if it's just the application of a shame, since the place where it is fulfilled not only generates the deprivation of liberty, but in many cases also the deprivation of fundamental rights.

This article presents the crime scenario in the state of Rondônia using as the time frame of 2010 to 2016. The overall objective of the research is to analyze the levels of crime in the state of Rondônia, comparing it with other federal units that have prison population similar. The study also adopts the variable comparison of investments in public safety in the Brazilian states in order to answer the following question: Investments in public safety have reflected in decreasing rates of crime and violence? The answer to this question is relevant to allow the construction of strategies for rehabilitation, watching as a tool for fighting crime.

II. THEORETICAL

2.1 Crime and crime

According to Pastore (2011, p. 41) the crime "is human behavior that violates the law and subject the author to penalties of deprivation of liberty, suspension or interdiction of rights, alternative social provision and fine." According to the author, in Brazil there are the "death sentences, in perpetuity, forced labor, banishment or cruel." About this statement to raise two main issues: the first is the end of the sentence, that is, regardless of which system the condemnation is given, the criminal, which no longer will be so designated, will return to social life; the other issue is humanitarian bias, where he discusses how cruel is worth, given that Brazil is characterized by the prison system crisis, overpopulation in prisons and subhuman conditions, considering basic rights such as health,

Decree-Law No. 3,914 / 41 establishes that crime is a criminal offense in which the law confers in isolation, cumulative or alternative to imprisonment or detention with a fine. This is the legal concept of crime (BRAZIL, 1941st).

At the crime field of study has criminology which is regarded as the science that investigates and seeks to explain the legal violation, as well as the means by which society deals with crime, care for the victim and the focus on the criminal (SHECAIRA, 2012, p. 35). Means the criminal offense as a genre that makes up the species crime and misdemeanor. The concept of crime is already clear on the punishment by imprisonment and detention, and such imprisonment be cumulated with a fine. Already the misdemeanor is understood as the fact that less potential offensive to society, assuming maximum simple imprisonment and may provide application only fine (BRAZIL, 1941b).

Silva (2014, p. 16) to the handle on the inability of the penal state with the growing crime says that "the issue of combating the crime by coercion is intertwined with authoritarianism characteristic that has always been voiced by the elites." The author explains that this model generates an expansive conflict, where the state punishes the violence that consequently generates more violence through crime.

The prison system is the meeting of administrative actions and equipment used for the execution of custodial sentences. Its existence is related to the fact that the

individual who broke the law, given the nature of the crime, should be separated from society, suffering so, punishment and retribution for the offense committed, and also that system, the function of re-socialize the offending individual (IBAIXE JR, 2010).

As for crime prevention, Pebble (2009) distinguishes three types of interventions, which were the primary, secondary and tertiary. At first the author explains that prevention is oriented to the root of the problem, working to create conditions that allow citizens to solve social conflicts without the adoption of violent conduct. This is achieved through the provision of education, quality of life, work and social welfare.

In secondary prevention action is aimed at areas that have the highest rates of violence, such as poor communities occupied by drug trafficking. Such action is guided by a penal policy and focused police action, taking place at the moment in which violence manifests itself and where it outsources. Already tertiary prevention, heavily criticized by the author in the face of their inefficiency, involves late initiatives that seek to reduce criminal recidivism rates. Such policies are expressed by the rehabilitation of shares tendered during and post-prison (CALHAU, 2009). Although the fact resocializing policy does not present high efficiency and effectiveness, it is necessary, therefore, discuss it and improve it. This is because the complexity and financial costs demanded by primary prevention in conjunction with the difficulties of the country to provide welfare to its citizens, exposes how delicate and difficult is the resolution of the problem. Not stated, however, that primary prevention is not the best solution, but it is argued that even if it is fully functioning, the prison reality needs to be worked for the social reintegration of that already outsourced violence socially.

2.2 Types of crime

Criminal typologies presented in this research consider the crimes listed in official reports on crime in the country, the main one being the Brazilian Yearbook of Public Security issued by the Brazilian Forum on Public Security (FBSP, 2013, 2015 and 2017). In the classification are mentioned crimes against life, sexual freedom, equity and personal injury, as descriptive of Table 1.

Table.1: Types of crime

TYPE	RANKING	STANDARD	LEGAL DEFINITION
MURDER	Crime against life; You can integrate the list of heinous crimes	Art. 121 Decree-Law No. 2,848 / 1940	Kill someone;
ROBBERY	Crime against property; Integrates the list of	Art. 157 § 3 Decree-Law No. 2,848 / 1940	Variant of crime theft; It occurs when the violence used to the consummation of theft because the victim's death.

heinous crimes			
ASSASSINATION ATTEMPT	Crime against life	Art. 121 combined with Art. 14 Decree-Law No. 2,848 / 1940	Variant of homicide crime; occurs when after started running crime, this will not be consumed by others to the criminal.
BODILY INJURY	Crime injury; You can integrate the list of heinous crimes	Art. 129 Decree-Law No. 2,848 / 1940	Offend the body or health of others.
THEFT	Crime against property	Art. 155 Decree-Law No. 2,848 / 1940	Subtract mobile alien thing
THEFT OF VEHICLE	Crime against property	Art. 155 Decree-Law No. 2,848 / 1940	Subtract mobile alien thing
THEFT	Crime against property	Art. 157 Decree-Law No. 2,848 / 1940	Subtract thing others through violence or serious threat to the victim
VEHICLE THEFT	Crime against property	Art. 157 § 2 IV Decree-Law No. 2,848 / 1940	Variant of crime theft; if the stolen property is transported to another state or country will be increased penalty of one third to one half.
RAPE	Crime against sexual freedom; Integrates the list of heinous crimes;	Art. 213 Decree-Law No. 2,848 / 1940	Embarrass someone by violence or serious threat to have sexual intercourse or engaging in any other lewd acts.
DRUG TRAFFICKING	trafficking crime; Equated to heinous crimes	Art. 33 Law No. 11.343 / 2006.	Carry, facilitate the transport, produce, market, having in possession and supply, even for free, unauthorized substances capable of causing addiction.

Source: BRAZIL (1940, 2006).

Some of the crimes listed in Table 1 are or may be classified as heinous crimes, which are those that cause high censorship by society and commotion for hurting human dignity. Listed by Law No. 8,072 / 1990 such criminal acts are not susceptible of amnesty, grace, pardon or bail, whether were tempted or consummated crimes (CNJ, 2018).

The crime of murder is considered heinous crime when committed: (a) with the use of torture; (B) a futile motivation; (C) to ensure that go unpunished another crime or (d) for extermination group (BRAZIL, 1990). Law No. 13,142 / 2015 added to the list of heinous crimes very grave bodily injury and / or killing of members of the prison system and the National Public Security Force or against your spouse, partner or relative within the third degree consanguineous (BRAZIL, 2015). It is also cast as crime heinous femicide, which is the murder of women by their gender.

Trafficking in narcotics is considered a crime equivalent to heinous. This is because the Law No. 8,072 / 1990 not

directly typifies as a crime of this nature, as you do with the crimes of robbery and rape. However in art. 2 of the said legal regulation is indicated that, as the crimes considered heinous, the practice of torture, terrorism and illicit trafficking in narcotics and similar drugs are not amenable to forgiveness (grace, amnesty and pardon) and surety (BRAZIL, 1990).

2.3 Resocialization

Falconi (1998, p. 122) in his studies conceptualizes social reintegration as an institute of criminal law, which "falls within the own space of Criminal Policy (post-prison), facing the reintroduction of *former believes* in the social context, aiming to create a *modus vivendi* between it and society." The cited author adds that social reintegration is "the crowning achievement of good work to be held in re-education or rehabilitation."

In the absence of a life sentence in Brazil for to highlight the role of rehabilitation that is taken by Julian (2012, p. 57) as socializing again, a concept used primarily within the prison system, which means "the idea that the internal

return to society willing to accept and follow social norms and rules." The rehabilitation is the set of attributes able to create opportunities to humans become useful to yourself, your family and society. In this regard, penalties should offer conditions for individuals to be effectively reintegrated into the social environment, through actions that can reduce recidivism levels and contribute to the recovery of the detainee, his education, vocational training and psychological and social awareness (Figueiredo Neto et al., 2009). Silva (2014, p.

III. METHODOLOGY

The research has quantitative and qualitative approach with use of secondary data obtained from the article published by Lessa and Silva (2015) that characterized the crime in the state of Rondônia in the period 2010 to 2014. The data for 2015 were collected the Brazilian Yearbook of Public Security (FBSP, 2017) and those relating to the years 2016 and 2017 are statistical publications held by the State Security Department, Defense and Citizenship - SESDEC (RONDÔNIA, 2017).

For the research were also carried out bibliographical and documentary research. In the quantitative analysis we used the MsExcel program. The comparative analysis occurred in two scenarios, the first considered the period from 2010 to 2016 in years; the second aiming to translate latest context used for comparing the first half of 2016 and 2017, since the study was conducted in August 2017. As a criterion of demarcation of the research, were selected for comparative design states with prison population similar to that of Rondônia, allowing the analysis of investments in public safety, size and population of these states.

IV. RESULTS

4.1 Characterization of the crime in the state of Rondônia

In the survey was conducted survey on the number of criminal incidents in the state of Rondônia. Table 1 shows the classification of the crime and the number of occurrences per year in the period 2010 to 2016.

Table.1: Crime in the State of Rondônia 2010-2016

RONDÔNIA	PERIOD							TOTAL
	2010	2011	2012	2013	2014	2015	2016	
Murder	550	427	484	470	530	503	545	3.509
Robbery	27	16	11	7	17	15	35	128
Assassination Attempt	782	916	866	925	881	908	867	6.145
Bodily injury	10.998	11.524	10.875	11.477	10.640	10.354	10.054	75.922
Theft	30.894	32.654	35.221	44.643	40.655	-	44.231	228.298
Theft of vehicle	1.576	1.782	1.984	2.681	2.571	3.304	3.555	17.453
Theft vehicle theft	6.951	7.210	9.405	14.501	16.844	-	26.418	81.329
Rape	675	731	806	822	753	692	790	5.269
Narcotics trafficking	1405	1.475	1.180	1.051	1.041	1.004	1.019	8.175
TOTAL	54.720	57.683	62.083	77.819	75.082	18.575	89.422	435.384

Source: FBSP (2017); RONDÔNIA (2017); LESSA and Silva (2015).

2015 data were collected in the Brazilian Yearbook of Public Security that does not use in his classification the occurrence of theft and robbery, as occurs in the data published by the Rondonia organs. Given this distinction, the information on the occurrence of theft and robbery for

the year 2015 are not mentioned in Table 1. For the perception of crime rate of evolution elaborated the Table 2 presents the annual and total growth for the period by type of crime.

Table.2: Evolution rate calculation crime 2010-2016

RONDÔNIA	PERIOD						
	10/11	11/12	12/13	13/14	14/15	15/16	10/16
Murder	-22,36%	13,35%	-2,89%	12,77%	-5,09	8,35	-0,91%
Robbery	-40,74%	-31,35%	-36,35%	142,86%	-11,76%	133,33%	29,63%
Assassination Attempt	17,14%	-5,46%	6,81%	-4,76%	3,06%	-4,52%	10,87%

Bodily injury	4,78%	-5,63%	5,54%	-7,29%	-2,69%	-2,90%	-8,58%
Theft	5,70%	7,86%	26,75%	-8,93%	(*)	(*)	43,17%
Theft of vehicle	13,07%	11,34%	35,13%	-4,10%	28,51%	7,60%	125,57%
Theft	3,73%	30,44%	54,18%	16,16%	(*)	(*)	280,06%
vehicle theft	9,98%	31,96%	-0,72%	-7,41%	56,09%	6,30%	121,35%
Rape	8,30%	10,26%	1,99%	-8,39%	-8,10%	14,16%	17,04%
Narcotics trafficking	4,98%	-20,00%	-10,93%	-0,95%	-3,55%	1,49%	-27,47%

(*) Amounts not calculated due to the lack of data for the year 2015.

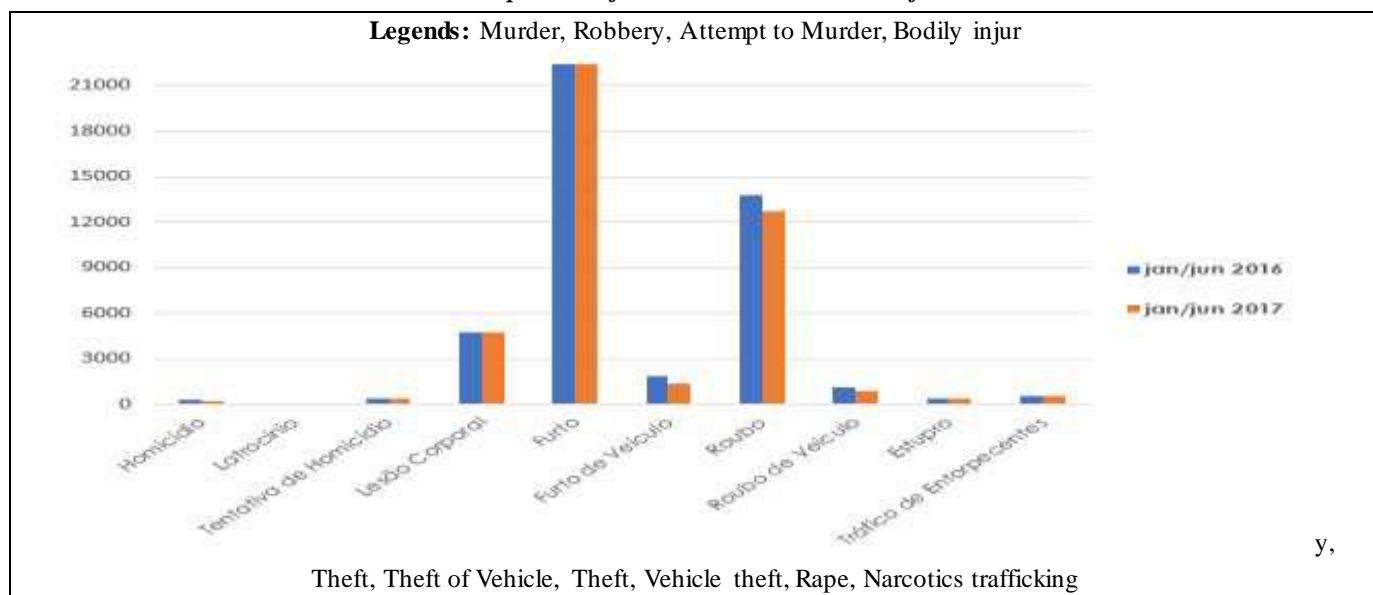
Source: FBSP (2017); RONDÔNIA (2017); LESSA and Silva (2015).

Of the 11 criminal types analyzed, only the crimes of murder (-0.91%), bodily injury (-8.58%) and drug trafficking (-27.47%) had a reduction in the crime rate between 2010 and 2016. in contrast stands the significant increase in theft crimes (280.06%), vehicle theft (125.57%), vehicle theft (121.35%), drug trafficking (63.42%) and theft (43.17%). Disturbing to realize that in analyzing the crime rate presents a shy decrease in contrast to the high growth, now that the reduced numbers

reach a maximum of 27.47% (drug trafficking), while the percentage of increase in crime as well as represent most types grow at least 10.87% (attempted murder) and reach alarming 280.06% (theft).

For the preparation of the latest study, we compared the occurrence number of the first and second half of the years 2016 and 2017, obtaining the results shown in Figure 1 and described in Table 3.

Chart.1:- Comparison of occurrences in the State of Rondônia



Source: Prepared based on RONDÔNIA (2017).

Table.3: Criminality in the State of Rondônia - January to June 2016/2017

RONDÔNIA	Período: 1º semestre		%	TOTAL
	2016	2017		
Murder	287	248	-13,6	535
Robbery	12	7	-41,7	19
Attempt to Murder	434	369	-15,0	803
Bodily injury	4.747	4.741	-0,1	9.488
Theft	22.422	22.392	-0,1	44.818
Theft of Vehicle	1.892	1.383	-26,9	3.275
Theft	13.737	12.678	-7,7	26.415

Vehicle theft	1.104	882	-20,1	1.986
Rape	382	433	13,4	815
Narcotics trafficking	539	569	5,6	1.108
TOTAL	45.556	43.702	-4,1	89.258

Source: Prepared based on RONDÔNIA (2017).

According to the data presented in Figure 1 and Table 3 it can be seen the reduction in most types of crimes, however this is the increase in rape crimes and drug trafficking. The main highlights are as reductions for robbery crimes, car theft, vehicle theft, attempted murder and murder.

It conducted further survey of the general population, estimated and prison in order to compare the percentage of incarcerated for state of the federation. Data from general and estimated population were obtained from the latest census conducted in 2010 by the Brazilian Institute of Geography and Statistics (IBGE) and those relating to

the prison population were collected from the National Survey of Penitentiary Information (BRAZIL, 2014).

Based on the prison population of 27 units, Rondônia occupies the 17th position with 7,631 inmates (BRAZIL, 2014). The states with similar prison population include the Amazon (7,455 inmates), Rio Grande do Norte (7081) and Maranhão (6098). Table 4 identifies the relationship between prison and general population of the federated units that occupy the top positions in the national ranking and those with close prison population of the State of Rondonia.

Table.4: Ranking of the prison population

Position / Federative Unit	Prison population - 2014	State's population - 2010	Estimated population - 2016	% Population in 2010 ¹	% 2016 Population ²
1° São Paulo	219.053	41.262.199	44.749.699	0,53%	0,49%
2° Minas Gerais	61.286	19.597.330	20.997.560	0,31%	0,29%
3° Rio de Janeiro	39.321	15.989.929	16.635.996	0,25%	0,24%
[...] ³	-	-	-	-	-
15° Mato Grosso	10.357	3.035.122	3.305.531	0,34%	0,31%
16° Paraíba	9.596	3.766.528	3.999.415	0,25%	0,24%
17° Rondônia	7.631	1.562.409	1.787.279	0,49%	0,43%
18° Amazonas	7.455	3.483.985	4.001.667	0,21%	0,19%
19° Rio Gr. do Norte	7.081	3.168.027	3.474.998	0,22%	0,20%
20° Maranhão	6.098	6.574.789	6.954.036	0,09%	0,09%
21° Alagoas	5.785	3.120.494	3.358.963	0,19%	0,17%
22° Sergipe	4.307	733.559	816.687	0,48%	0,43%
23° Acre	3.486	2.068.017	2.265.779	0,21%	0,19%
24° Tocantins	3.233	1.383.445	1.532.902	0,23%	0,21%
25° Piauí	3.224	3.118.360	3.212.180	0,10%	0,10%
26° Amapá	2.654	669.526	782.295	0,40%	0,34%
27° Roraima	1.610	450.479	514.229	0,36%	0,31%

1 Percentage of the prison population compared with the general population in 2010

2 Percentage of prison population with respect to population of 2016;

3 Data hidden by not showing significant for analysis of the state of Rondônia.

Source: Prepared based on BRAZIL (2014); IBGE (2017).

It is relevant to point out, as recorded in Table 4, when observed the population recorded in the 2010 census, Rondônia has the second highest percentage of prisoners with regard to their general population, surpassing even

federal units that occupy the top ranking. In the same analysis, when considering the estimated population for 2016, Rondonia state still has the second highest

percentage of imprisoned, sharing the lead with the state of Sergipe.

We note also that the 10 states having lower prison population that Rondônia 6 have the general population and higher estimated, and the state of Maranhao 4 times more populous; Amazon and Rio Grande do Norte have

more than double the rondonian population; Alagoas and Piauí come close twice and Sergipe is 24% more populous. To understand the spatial dimension of the states with lower prison population Rondônia was prepared an infographic (Figure 1).

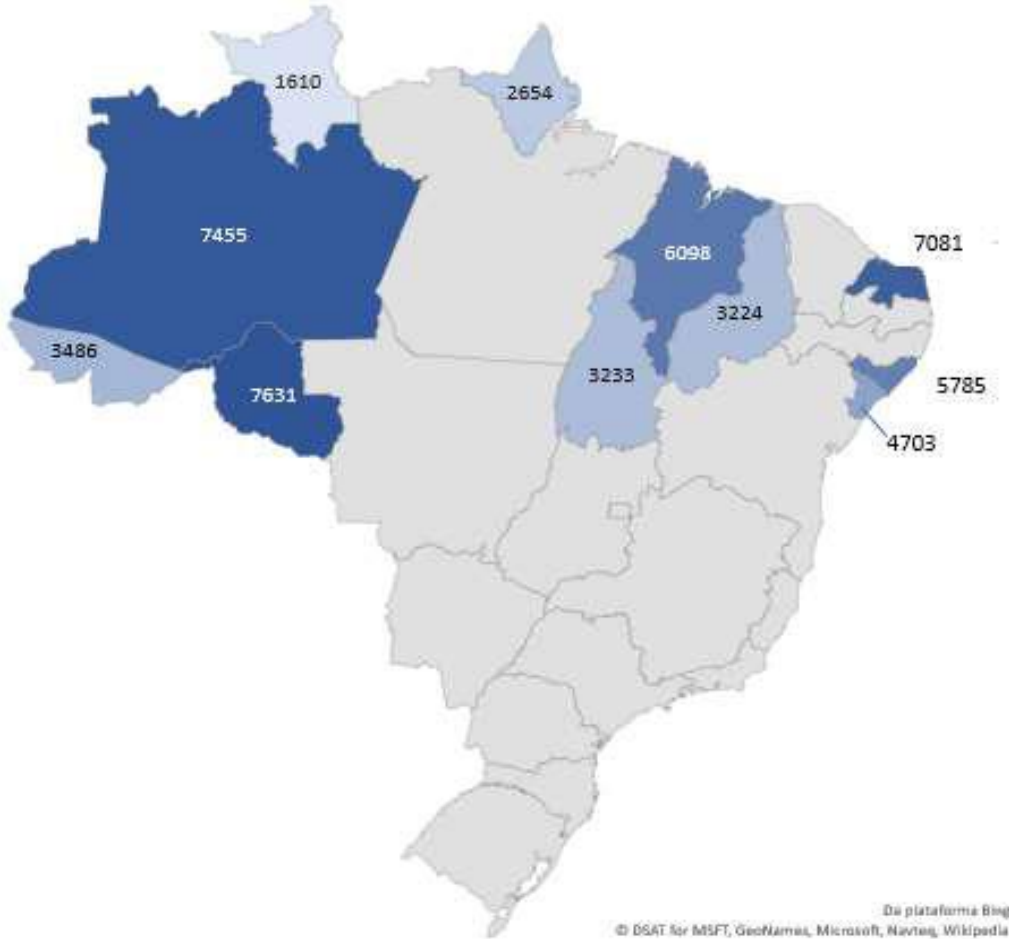


Fig.1: States with prison population less than Rondônia

Source: Prepared based on BRAZIL (2014).

Advancing research, data were collected on costs of these federal units (Table 4) for public safety function. We conducted a survey of expenditures for public safety

function compared to the total expenses of each state. For this classification was taken as basis the period from 2010 to 2015, obtaining the results presented in Table 5.

Table.5: Percentage of share of costs incurred for the public safety function in the total expenditure of the federal unit
LINK Excel.Sheet.12

"<https://d.docs.live.net/e4323f0508e35940/1.%20ÁREA%20DE%20TRABALHO/4.%20DOCTORADO%20PGDRA/Prof.%20Marta%20e%20Moret%20-%20Dinâmicas%20Ocorrências%2010%20a%202016.xls> " " Sheet2 L2C10: L13C17 "to 5 h
* MERGEFORMATX

Position ¹ / Federative Unit	2010	2011	2012	2013	2014	2015	Avarage
1º São Paulo	5,5	7,7	5,6	5,2	4,9	5,8	5,8
2º Minas Gerais	13,4 (1º)	13,6 (1º)	9,1	9,4	13,3 (2º)	17,7 (1º)	12,8 (3º)
3º Rio de Janeiro	8	8,4	9,3	10,3	10,2	14 (3º)	10,0
[...]²	-	-	-	-	-	-	-
15º Mato Grosso	9,4	9,8	8	9	8,2	11,2	9,3
16º Paraíba	9,9	10,6	10,4	10,5	9,2	10	10,1

17° Rondônia	13,2 ^(2°)	13,3 ^(2°)	13,6 ^(1°)	13,1 ^(2°)	13,8 ^(1°)	16,1 ^(2°)	13,9 ^(1°)
18° Amazonas	7,2	7,6	8,7	7,8	8,7	9,7	8,3
19° Rio Grande do Norte	7,9	8,2	9,6	7,7	7,4	7,8	8,1
20° Maranhãoas	8,9	7,3	7,6	6,4	8	8,3	7,8
21° Alagoas	13,4 ^(1°)	12,4 ^(3°)	12,3 ^(2°)	14,1 ^(1°)	13 ^(3°)	13,5	13,1 ^(2°)
22° Sergipe	11,7	12,2	11,9 ^(3°)	10,8 ^(3°)	10	11,3	11,3
23° Acre	7,3	7,7	7,7	7,7	7,8	8,7	7,8
24° Tocantins	9,4	10,8	10,1	9,5	7,8	9,1	9,5
25° Piauí	5,2	4,1	3,8	1,4	0,8	3,2	3,1
26° Amapá	9,5	10,6	1	1,2	1,3	11,7	5,9
27° Roraima	6,9	5,9	5,6	4,7	8,8	9,9	7,0

¹ Position in the ranking of the prison population of 27 units.

² hidden data not prove significant for analysis of the state of Rondônia.

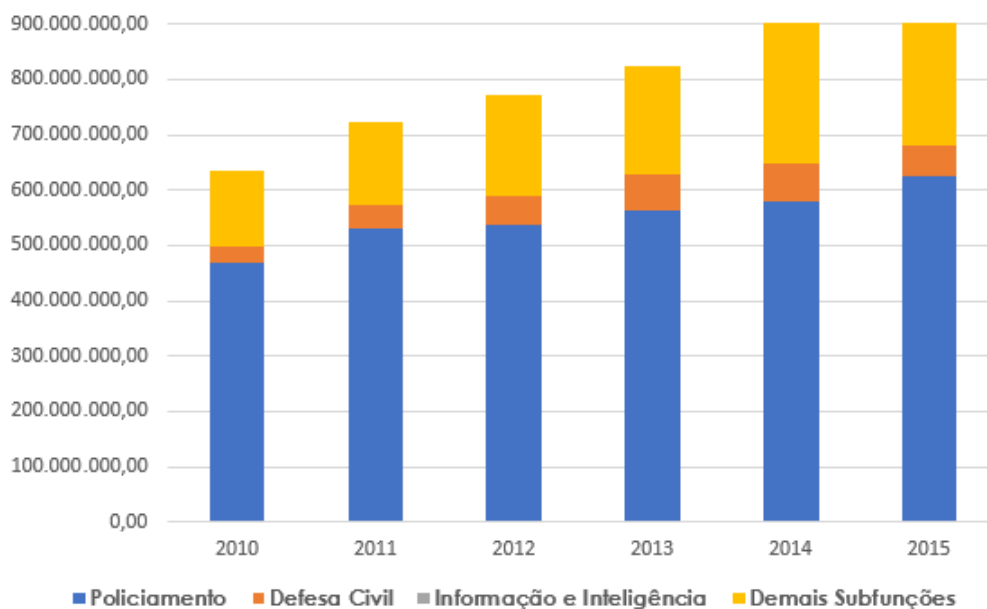
Source: Prepared based on FBSP (2015) (2017);

In Table 5 was highlighted in orange color the highest percentage recorded each year during the period. it makes clear that the hidden data does not hurt the study, since all temporal interval, Rondonia, Alagoas and Minas Gerais disputed the lead with the largest holdings of government revenue dedicated to public safety in this regard have been identified at the top of the data three highest percentages per year and the three highest averages at end of period (1, 2 and 3).

It also points out that the overall assessment made by the analysis of 27 units in the period 2010 to 2015, Rondônia

held in the years 2012 and 2014 the first position and in the years 2010, 2011, 2013 and 2015 the second position. Another significant fact is that the national average for the period (2010-2015) rondonian the state is the leader in this comparative scale with 13.9% of revenue dedicated public safety function, followed by Alagoas occupying the second position (13.1 %) and Minas Gerais (12.8%). Further integrating the research, had classified the type of spending within the public safety function, as shown in Chart 2.

Chart.2:- Expenditure incurred with public safety function in the state of Rondônia by subfunctions



Legends: Policing. Civil defense. Information and Intelligence. Other subfunctions

Source: Prepared based on FSBP (2013) (2015) (2017).

For this issue for the highlights the lack of revenue to information and intelligence as well as the gradual increase of investment for the policing sub-function. In this scenario one has to question whether the lack of

investment in intelligence actions justify the high percentage of resources devoted to public security of the state, now that the strengthening of information provision and intelligence is a strategy for the reduction of crime,

enabling deconstitution criminal organizations. This practice is also essential for the police action as it will allow the public security manager to decide how, where and what tools need to promote the protection of society. So we have an inverted spiral where rising crime requires more investment

One has to question even if the decrease in criminal typology trafficking of drugs is not associated with lack of investment in intelligence and information actions, now that generally trafficking is combated with strategic actions since they are organized networks that have financial capital, personnel and military in large proportions.

V. FINAL CONSIDERATIONS

The research allowed to draw picture of crime in the state of Rondônia, also realizing factors such as investment and population in the analysis. It was found that Rondônia is among Brazilian states, one that dedicates part of their income to totalitarian public safety segment. In general, the Rondonia state invested increasingly in the public security and such application of resources not reflected in the reduction of crime. Add the significant increase in crimes of theft and robbery, characterizing the state as insecure and prevalent in property damage, a fact that disseminates the impediment of power have yet to be allowed to have, it prevents you enjoy. Regarding the relationship of the prison and general population, Rondônia again occupies the top as second state more imprisoned population.

The study showed relevant to detail the crime of the State of Rondônia, as in the national ranking holds the 17th position on the prison population, a factor that first investigation would show little significant, considering states with most populous prison systems. As suggestions to the development of new studies, it is cited rehabilitation as an alternative to fighting crime, this because it acts on the reintegration of the convict into society through education, work and citizenship.

Integrated rehabilitation for development projects and contribute to the reduction of crime, can generate benefits for the implementation of the labor force and productive in the face of reduced government costs. In this perspective, the cost savings would occur by reducing recidivism rates, labor integration prisoner in providing useful services to society and also by the use of goods and services arising from production systems in prisons.

REFERENCES

[1] BRAZIL. Presidency. (1940). **Decree-Law No. 2848 of December 7, 1940.** Criminal

Code. Brasilia. Available in www.planalto.gov.br/legislacao.

- [2] _____. Presidency. (1941). **Decree-Law No. 3914 of 09 December 1941** introduction of the Penal Code (Decree-Law No. 2,848 / 40) and the Law of Criminal Offenses (Decree-Law No. 3,688 / 41). Brasilia, 1941st. Available in www.planalto.gov.br/legislacao.
- [3] _____. Presidency. (1941). **Decree-Law No. 3,688, of October 03, 1941.** Law of Misdemeanor Criminal. Brasilia, 1941b. Available in www.planalto.gov.br/legislacao.
- [4] _____. Presidency. (1990). **Law No. 8072 of 25 July 1990.** Provides for the heinous crimes under art. 5, item XLIII of the Federal Constitution, and addresses other matters. Brasilia. Available in www.planalto.gov.br/legislacao.
- [5] _____. Presidency. (2006). **Law No. 11.343, of 23 August 2006.** Creates the National System of Public Policies on Drugs - SISNAD; prescribes measures to prevent abuse, attention and social reintegration of drug users and dependents; It sets standards for crackdown on unauthorized production and illicit drug trafficking; defines crimes and other measures. Brasilia. Available in www.planalto.gov.br/legislacao.
- [6] _____. Justice ministry. National Penitentiary Department - Depen. (2014). **National Survey of Information Penitentiary - InfoPen.** Brasilia. Available in www.planalto.gov.br/legislacao.
- [7] _____. Presidency. (2015). **Law No. 13,142, of July 6, 2015.** Changes the arts. 121 and 129 of Decree-Law No 2848 of 7 December 1940 (Penal Code), and art. 1 of Law No. 8,072, of July 25, 1990 (Law of Heinous Crimes). Brasilia. Available in www.planalto.gov.br/legislacao.
- [8] CALHAU, Lélío Braga. (2009). **Summary of Criminology.** 4. Ed Rio de Janeiro: Impetus.
- [9] CNJ, National Council of Justice. (2018). **CNJ Service: What are heinous crimes?** Available at: <<http://www.cnj.jus.br/noticias/cnj/86048-cnj-servico-o-que-sao-crimes-hediondos>>. Accessed on 20 March 2018.
- [10] FALCONI, Romeu. (1998). **Prison system: social reintegration?** Sao Paulo: Icone.
- [11] FBSP, Brazilian Forum on Public Security. (2013). **Brazilian Yearbook of Public Security in 2012.** Sao Paulo: FBSP.
- [12] _____. (2015). **Brazilian Yearbook of Public Security in 2014.** Sao Paulo: FBSP.

- [13] _____. (2017). **Brazilian Yearbook of Public Security in 2016**. Sao Paulo: FBSP.
- [14] IBAIXE JR, João. (2010). Prison system: some concepts to understand the statistics. In.: **Revised Final Appeal**. Posted: 15 January 2010. Available at:
<<http://ultimainstancia.uol.com.br/conteudo/colunas/2765/sistema+prisional+alguns+conceitos+para+compreender+estatisticas.shtml>>. Accessed on 15 January 2017.
- [15] IBGE. Brazilian Institute of Geography and Statistics. (2017). **States@**. Available at:
<<http://www.ibge.gov.br/estadosat/perfil.php?sigla=m>>. Access: 18 July 2017.
- [16] JULIÃO, Elionardo Fernandes. (2012). **Brazilian penitentiary system: criminal enforcement policy**. Petropolis: In Petus et al; Rio de Janeiro: Faperj.
- [17] LESSA, Sávio Antiógenes Borges; SILVA, Layde Lana Borges da. (2015). Public Safety agencies of the State of Rondônia and combating transnational crimes. In.: **1st International Seminar of Political Science**. State and Democracy in Change in the XXI Century. Porto Alegre: UFRGS, 9 to 11 September 2015.
- [18] PASTORE, José. (2011). **Work for ex-offenders**. São Paulo: Saraiva.
- [19] RONDÔNIA. Secretary of State for Security, Defense and Citizenship. (2017). **Quantitative Events Monthly 2016/2017**. Publications. Statistics. Available at:
<<http://www.rondonia.ro.gov.br/sesdec/publicacoes/estatisticas/>>. Access: 19 July 2017.
- [20] SILVA, André Luiz Augusto da. (2014). **Retribution and history: for a critique of the Brazilian penitentiary system**. Rio de Janeiro: Lumen Juris.