

A novel Analysis of Image Forgery Detection Using SVM

Dimpy Bansal, Sukhminder Kaushal

Abstract— This paper deals with basic information regarding the face recognition and whole parameters that effects the face structure and face shape. For the calculation of age, clients utilize age function combined with aging way. Face recognition is most difficult field of pattern recognition, however research in this field almost attains constancy with new difficulties emerges with time, and the research again towards the problem encounters due to aging, an automatic age technique utilized for strong face recognition is given briefly. Then user use age, commonly vector generating function or feature vector of real image to create synthesized feature vectors at target age. User uses a structure and texture vectors to show a facial image by projecting it in Eigen space of shape or texture. Images in courtrooms for evidence, graphics in newspapers and magazines, and digital graphics used by doctors are few instances that needs for pictures and not using a manipulation.

Earlier, SVM algorithm failed in many instances in detection of forged picture. For the reason that single characteristic extraction algorithm, just isn't capable to include the certain function of the pictures. So you can overcome drawbacks of existing algorithm. We can use meta-fusion technique of HOG and Sasi elements classifier also to beat the drawback of SVM classifier.

Index Terms— Adaptive SVM, Digital image forensic, Forgery detection, styling image, splicing.

I. INTRODUCTION

Image forgery detection is a passive technique that uses the blind algorithm to detect or trace the image without any prior info or security codes. The images can be forged by splicing details from itself, which is called Copy-Move images, or spliced images [1]. For Copy-Move images, copied regions in image can be post processed, rotated/flipped and scaled before pasting to other places to hide or remove any details. By looking at the two images of Monalisa, the image on the left and image on the right by naked eyes, one can deduce that image on the right side is fake but the same is not an easy task for image. With the advancement in technology in the field of computer graphics, it is very easy to manipulate digital images that are impossible to differentiate from authentic photographic images [2]. The use of images as a probable source of some event moreover; digitally manipulated images can trigger major argument.



Fig 1 (a) Original image



Fig 1 (b) Composite image

A. Image Forgery

Forgery is the process to make the alteration of public perception, replicas, enhancement, modification and reproduction of images. Nowadays, with the help of new advancements of digital image processing software's, images may be easily modified and manipulated. [1]. Digital image forgery detection represent two categories, one is active technique and another one is passive technique. In the active approach, the digital image requires pre-processing of image such as watermark embedding or signature generation, which limits their application in practice. Passive image forgery detection techniques roughly can be divided into categories. one is image statistical and another one is image content.

B. Types of image forgery:

- Copy-Move
- Image Retouching
- Image Splicing
- Lighting Condition

C. SIMULATION PLATFORM MATLAB

- Developed by Cleve Moler in the late 1970s.
- Designed to give easy access to EISPACK and LINPACK
- Rewritten in C in 1983, the Math works formed in 1984
- Always recognized as one of the linear algebra
- Very popular among engineers and image analysis, among others.
- Version 5, released in the late 1990s, added many new features
- Currently used version 12

II. LITERATURE SURVEY

Li, Hancheng Zhu et al. [3] have used a vector with seven elements to explain the characteristic of each and every small blocks, a 9-dimensional vector can also be determined in to

resolve the drawback with a fixed angle rotation on the copied areas. Factors of this vector are calculated according to the intensities from four equal-sized sub-blocks. The first aspect is the common depth, the following four elements are ratios of normal intensities and the final 4 factors are variations of traditional intensities.

WeiqiLuo [4] proposed an algo to extract picture traits by means of utilizing seven features computed from the statistical analysis of pixels in image block. The primary three elements are the ordinary of purple, inexperienced, and blue components respectively and the other 4 aspects are computed according to the division of that block into 4 directions: horizontal, vertical, and two diagonal recommendations. To obtain the correct matching, the fundamental shift vector which has the best possible frequency of prevalence can be defined.

TakaiNiinuma et al.[5] proposed a novel techniques for estimating parameters of small sources. Their key proposals to change sphere that are accumulate via differencing two image areas of reference spheres. They exhibit that separate identification of more than one mixed small sources is facilitated through an evaluation of grey stage contours on the change sphere. In a forensic scenario, nonetheless, the conditions for photograph capturing may not be managed.

Chun-Wei Wang et al [6] proposes a procedure for detecting replica-transfer forgery over photographs tampered through copy-transfer. To detect such forgeries, the given photograph is split into overlapping blocks of equal measurement, function for each and every block is then extracted and represented as a vector, all of the extracted feature vectors are then sorted making use of the radix form. The difference (shift vector) of the positions of each pair of adjacent feature vectors in the sorting record is computed. The accrued quantity of each and every of the shift vectors is evaluated.

Chennammaet al. [7] proposed an intrinsic camera parameter; particularly lens radial distortion (Barrel and Pincushion) is utilized, for detection of image splicing. In this paper, passive procedure is proposed for detecting copy-paste forgery through quantitatively measuring lens radial distortion from one of a another parts of the image using line-founded calibration. Test shows that most consumer stage digital cameras have small or massive amount of lens radial distortion at extraordinary zoom stages. Experimental demonstrates how successfully the lens radial distortion parameter is also used for the detection of image splicing and the experimental outcome suggests that the method works good in case of real portraits.

Jaberi et al. [8] proposed the drawback of copy move picture forgery detection. Our emphasis used to be on detecting and extracting duplicated areas with bigger accuracy and robustness. The proposed methodology employs a brand new set of key point-situated aspects, known as MIFT, for locating equivalent regions in an snapshot. To estimate the affine transformation between similar areas extra properly, we now have proposed an iterative scheme which refines the affine transformation parameter by means of discovering extra key point suits incrementally.

III. METHODOLOGY

This section describes the techniques used in proposed forgery detection system.

Set of training samples to make the database: The first and primary step in the process of forgery detection is to accumulate and create proper and false images. Actual images characterize the actual images collected from web and false pix are the altered images which are created making use of some other pics by enhancing tools. These photographs are then used to coach the adaptive help vector machine. After the completion of training process, a test set is used to verify the efficiency of a SVM classifier.

Map creation: After the collection of database is normal and forgery images, these graphics are segmented into regions of equivalent color i.e. super pixels. Making use of the pixels within each and every super pixel, an illuminant color is in locally estimated. The estimated neighborhood illuminant is used to recolor every super pixel. This method yields an intermediate illustration known as illuminant map.

For this cause, the RGB image is changed into LUV coordinates to receive as illuminant map. CIELUV color area is used to show color differences more effortlessly. Right here the L^* factor defines the luminance and u^* , v^* define chrominance. The color difference among two colors is given by means of ΔE i.e.

$$\Delta E = \sqrt{(L_1^* - L_2^*)^2 + (u_1^* - u_2^*)^2 + (v_1^* - v_2^*)^2}$$

Where ΔE represents the Euclidean distance of (L^*, u^*, v^*) coordinates

Face extraction: An automated face detector is used to create bounding boxes around the faces present in the image. There is no need of human expertise in the process of face detection. Also we are limiting our detector to skin, and more specific to faces in order to classify the illumination on a pair of faces as either consistent or inconsistent.

Feature extraction: Feature extraction is a special form of dimensionality reduction. The major aim of this process is to obtain the most relevant data in order to perform the desired task in a low dimensionality space. We extract the various gradient based and texture based features from all the faces present in the images.

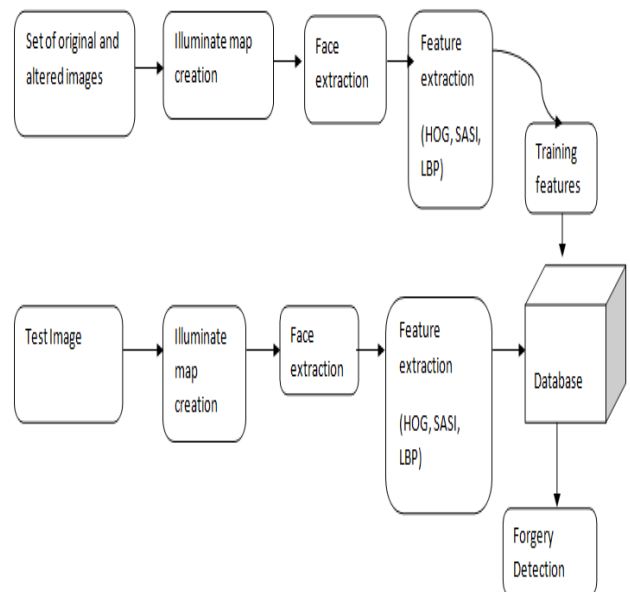


Fig 3.1 Proposed system architecture

IV. EXPERIMENTAL RESULTS

In this experiment, we use an adaptive support vector machine for the classification. This system is implemented using Matlab 2014a. For the purpose of detecting forgery, a set of original and altered images are given as input to the classifier. The performance of this proposed is evaluated by comparing the results with existing forgery detection system.

1) **Composite image forgery detection dataset:** In order to carry out the process of forgery detection, a set of 200 images has been selected. Out of these, 100 original images are taken from Pinterest and the other 100 forged images are created using Photoshop. These images are further shown to 20 human observers with normal color vision. They are then asked to label these images as either genuine or fake. Based upon their decision, we evaluate the performance of our system.

2) **Performance evaluation:** Based upon human decision, we check the effectiveness of our system. Here we calculate the true positive rate (TPR) and false positive rate (FPR) for better accuracy.

$$TPR = \frac{\text{Number of images labelled as forged which are actually forged}}{\text{Total number of forged images}}$$

$$FPR = \frac{\text{Number of images labelled as forged which are authentic}}{\text{Total number of authentic images}}$$

We train our system with the help of adaptive SVM. In order to detect the forgery based on colorilluminance, HOG, SASI and LBP feature extractors are used for extracting illuminant features of an image. With the help of these features, we train the adaptive SVM to detect the forgeries present in digital images. Adaptive SVM is then used to classify the various images as original or altered. The major advantage of adaptive SVM is its ability to adapt one or more existing classifiers for our primary dataset. We calculate the performance of proposed algorithm based on the accuracy in results with respect to existing system. It has been found that the existing system [6] for forgery detection performs well by yielding detection rates of 86% on a standard dataset. In existing system, they used SVM meta-fusion classifier in order to distinguish the original and altered images. However, by using an adaptive SVM for classification, the accuracy of system is increased by 98.7%. Also this work is fully automated and there is no need of human expertise. Thus our method firmly describes the authenticity of a given image.

Table 1 Comparison of forgery detection techniques

| S. no. | Method Used | Precision |
|--------|-----------------|-----------|
| 1. | Existing System | 82% |
| 2. | Proposed system | 85.831 % |

Precision (also called [positive predictive value](#)) is the fraction of retrieved instances that are relevant. Precision

takes all retrieved documents into account, but it can be evaluated at a given reduce-off rank, considering most effective the topmost outcome lower back by using the system. Precision is also used with [recall](#), the percent of *all* relevant documents that is returned by the search.

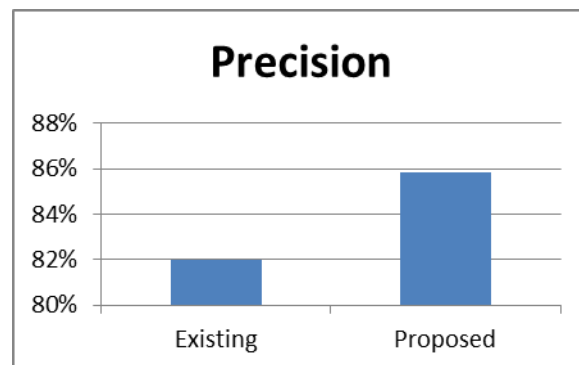


Figure 5.1 Comparison of forgery detection techniques
Above graph and table show the precision value comparison of both the existing and proposed technique. It is clear from the graph that precision value of our proposed technique is much better as compare to existing technique. Our proposed method gives near about 86% precision value.

Table 2 Comparison of forgery detection techniques

| S. No. | Method Used | Recall |
|--------|-----------------|--------|
| 1. | Existing System | 84.89% |
| 2. | Proposed system | 97.89% |

While **recall** is the fraction of relevant instances that are retrieved. In binary Classification, recollect is referred to as sensitivity. So it can be looked at because the chance that a relevant document is retrieved by the query.

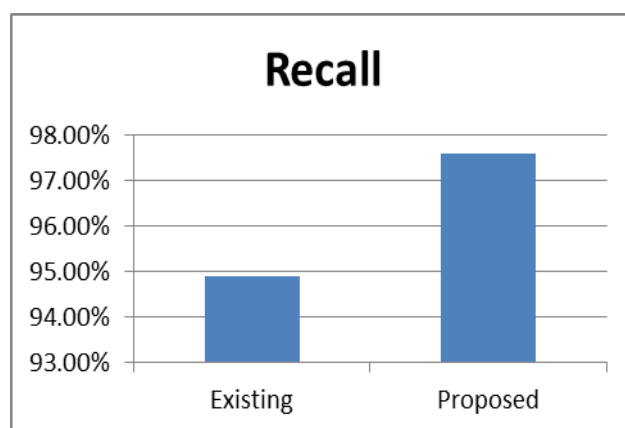


Figure 5.2 Comparison of forgery detection techniques

It is trivial to gain recollect of a 100% with the aid of returning all files in keeping with any query. Therefore, recall alone is not enough but one needs to measure the number of non-relevant documents also, for example by computing the precision.

Above graph and table show the recall value comparison of both the existing and proposed technique. It is clear from the graph that recall value of our proposed technique is much better as compare to existing technique. Our proposed method gives near about 98% recall value.

Table 3 Comparison of forgery detection techniques

| S. no. | Method Used | Accuracy |
|--------|-----------------|----------|
| 1. | Existing System | 86% |
| 2. | Proposed system | 98.7% |

Accuracy is more commonly known as description of systematic errors, a measure of statistical bias. In other word ISO defines accuracy as describing both types of observational error (preferring the term trueness for the common definition of accuracy). Accuracy refers to the degree of conformity and correctness of something when compared to a true or absolute value. The accuracy of an experiment, object, or value is a measurement of how closely results agree with the true or accepted value.




Figure 5.3 Comparison of forgery detection techniques

Above graph and table show the accuracy comparison of both the existing and proposed technique. It is clear from the graph that accuracy of our proposed technique is much better as compare to existing technique. Our proposed method is 99% accurate.

V. CONCLUSION

An efficient technique for detecting digital image forgeries is presented in this article which is dependent on method of illumination inconsistencies. As we all know that illumination inconsistencies present within the scene provide important cues for detecting false image. Right here the main point is to create an illuminate map from given images. These maps are then used to extract different edges situated and texture founded aspects. These aspects are additional processed in training and testing segment of classifier. An adaptive support vector machine is used to categorise whether given image as exact or cast. We can anticipate that our method closer to forgery detection, additionally to quite a lot of forensic tools, could also be effective and unique in determination of tampering detection.

In future this work is extra increased and we will also use many other classifiers to observe crimes. In future science should be so forward that character must without difficulty observe and to find the criminal. This application will implement on real time so that it could work much better.

REFERENCES

- [1] Luo, Weiqi, Jiwu Huang, and Guoping Qiu. "Robust detection of region-duplication forgery in digital image." *Pattern Recognition, 2006. ICPR 2006. 18th International Conference on*. Vol. 4. IEEE, 2006.
- [2] Mahdian, Babak, and Stanislav Saic. "A bibliography on blind methods for identifying image forgery." *Signal Processing: Image Communication* 25.6 (2010): 389-399.
- [3] Leida Li, Shushang Li, Hancheng Zhu, "An efficient scheme for detecting Copy-Move forged images by local binary patterns", *Journal of Information Hiding and Multimedia Signal Processing*, Vol. 4, No. 1, pp. 46-56, January 2013.
- [4] Weiqi Luo, Jiwu Huang, Guoping Qiu, "Robust Detection of Region-Duplication Forgery in Digital Image", 18th IEEE
- [5] International Conference on Pattern Recognition, Hong Kong, p. 746 – 749, 2006.
- [6] T. Takai, K. Niinuma, Difference Sphere: An Approach To Near Light Source Estimation Proceedings of the IEEE Computer Society Conference on Computer Vision and Pattern Recognition, (Page: 98 Year of Publication: 2004 ISBN: 0-7695-2158-4) .
- [7] Lin, Hwei-Jen, Chun-Wei Wang, and Yang-Ta Kao. "Fast copy-move forgery detection." *WSEAS Transactions on Signal Processing* 5, no. 5 (2009): 188-197.
- [8] H. R. Chennamma and L. Rangarajan, "Image Splicing Detection using Inherent Lens Radial Distortion", *International Journal of Computer Science Issues*, Volume 7, November 2010.
- [9] M. Jaber, G. Bebis, M. Hussain and G. Muhammad, "Accurate and robust localization of duplicated region in copy-move image forgery", Springer-Verlag Berlin Heidelberg 2013.
- [10] M. Jaber, G. Bebis, M. Hussain and G. Muhammad, "Accurate and robust localization of duplicated region in copy-move image forgery", Springer-Verlag Berlin Heidelberg 2013.
- [11] Deshpande, Pradyumna, and Prashasti Kanikar. "Pixel Based Digital Image Forgery Detection Techniques." *International Journal of Engineering Research and Applications (IJERA)* 2.3 (2012): 539-54