

A Review Analysis of Neckline Diversification for Women's Wear Industry, Factors and Overall Significance & Challenges for Bangladesh Prospect

S. M. Sudrul Amin, Farhana Akhtar Luna, Md.Mizanur Rahman

Abstract— Neckline is the top edge of a garment that surrounds the neck, especially from the front view. It is really amazing how such a small part of a garment can radically modify one's whole appearance. Neckline is an important thing to consider when trying to look the very best. It also a great feature for adding personality. Therefore, when deciding which necklines to wear women need to be aware of several factors. Everyone notices a good or bad neckline when speaking or looking at someone. It is the focal point of women garments, which need to get right no matter what, they wear or what the occasion is.

Index Terms— Neckline, women, types, factors, garments, focal point.

I. INTRODUCTION

Garments are sold on their visual and tactile appearance (1) and there are variations in these garments based on neckline, sleeve, and other parts. Neckline is one of the important features in case of designing those garments. Women and young girls want difference in their fashion and clothing to look different and unique in the gathering, weddings, party and other religious and cultural events. So they search unique and awesome neck design to complete the clothing and style. The neck is that part of a garment near the wearer's neck; the neckline reveals the neck and part of the shoulders and chest. The neckline is the top edge of a garment that surrounds the neck, especially from the front view. Neckline also refers to the overall line between all the layers of clothing and the neck and shoulders of a person, ignoring the unseen undergarments. For each garment worn above the waist, the neckline is primarily a style line and may be a boundary for further shaping of the upper edge of a garment with, for example, a collar, cowl, darts or pleats. The objective of this paper is to provide a straightforward guideline for neckline design of women clothing's. At the same time this paper can reassure the significance of neckline in apparel as it sits so close to one's face

II. TYPES OF NECKLINES

Technically there are a good number of necklines prevailed because it depends on what kind of look a woman is going for.

S.M.Sudrul Ameen, Department of Fashion Design & Technology, Shanto-Mariam University of Creative Technology, Dhaka, Bangladesh
Phone/ Mobile No.+8801727561555.

Farhana Akhtar Luna, Department of Fashion Design & Technology, Shanto-Mariam University of Creative Technology, Dhaka, Bangladesh,
Mobile No.+8801716799183.

Md.Mizanur Rahman, Department of Fashion Design & Technology, Shanto-Mariam University of Creative Technology, Dhaka, Bangladesh,
Phone/ Mobile No.+8801715305616.

Among them the most existed are as follows (3):

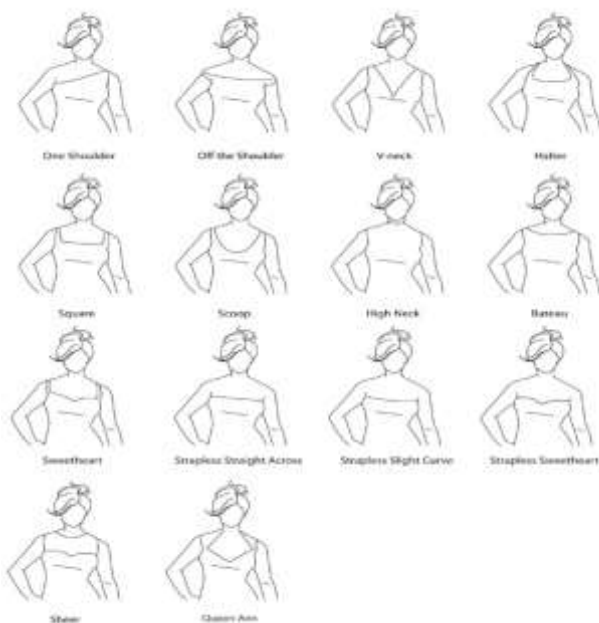
- The classic lowered neckline, or scoop- medium low in front, rounded and wider than the base of the neck.
- The V-neck- cut down in front or backs to a sharp point.
- The boat neck- wide horizontal neckline, high in front and back; off the shoulder or close to the shoulder edge.
- Boat neck's best friend, the bateau- this one doesn't go off the shoulder, it stops where the bra straps are or the shoulder joint.
- The built up neckline-which can include lots of things like the kimono neckline, or a small turtleneck, or anything of the sort.
- The cowl neckline- draped neckline resulting from bias cut with excess fabric forming soft folds in front or back.
- The sweetheart neckline- lowered front neckline shaped like top of heart.
- The turtleneck- mid-height or can be super tall.
- The square neckline- moderately low-cut neckline, square or angular in front.
- Traditional jewel neckline or t-shirt neck- high round neckline located at the base of neck, usually plain.
- Cardigan- jewel or V-neckline that opens in the front, usually with buttons along center front.
- Slit- a narrow vertical opening in a neckline. The slit may be in the front or back. It may be held closed with a button and loop or other fastener.
- The U-neckline- medium low in front, rounded and the same width as the base of the neck.
- Florentine- moderately low, but very wide angular or square neckline.
- Horseshoe- low rounded curved neckline, shaped like a horseshoe in front.
- Sabrina- wide horizontal neckline, not as high as boat and sometimes fastened at shoulders.
- One-shoulder- asymmetric neckline starting over one shoulder and extending diagonally to under the other arm (also called asymmetric neckline).
- Keyhole- high neckline with opening cut out at front. Opening can be round or wedge shaped.
- Surplice- neckline that wraps forming a V- neckline in front or back.
- Halter- sleeveless with front of garment held around the back of the neck by a band extending from the front.
- Décolleté- any neckline that is cut very low in front. Often refers to wide, gently curving deep V.
- Off-the- shoulder- low neckline extending around upper part of arms, baring the shoulders.
- Plunging- low-cut neckline, usually V-shaped extending to the level of the breasts or to the waist. Lower than décolleté.
- Strapless- neckline just above the bust. May be held in

A Review Analysis of Neckline Diversification for Women's Wear Industry, Factors and Overall Significance & Challenges for Bangladesh Prospect

place by dirt and fitting, boning, elastic or shirring.

- Camisole- neckline just above the bust line, held by straps over the shoulder. Strap width may vary from very narrow (spaghetti) to wide.
- Banded- flat shaped narrow band finishing the neckline and front opening.
- Funnel- full neckline cut in one with garment by slanting or curving shoulder seams upward towards the neck (also called built-up neckline).
- Bib- a front center portion of a garment, usually oval or square. May be set into a blouse or dress below the neckline or extend upward from the waist of pants or a skirt.
- Gathered- full neckline drawn close to neck. May be adjusted or gathered with a drawstring cord or elastic (also called drawstring, peasant, or gypsy neckline).
- Yoke- a separate portion of the garment in the shoulder and neckline area. Seam line attaching yoke to lower portion may be straight, horizontal, angled, or curved.

Figure 1: Different necklines



III. THE FACTORS THAT DEFINE THE NECKLINE

There are six main factors that define the neckline. These are:

1. Face (e.g. size, and shape)
2. Neck (e.g. wide, long, double chin)
3. Shoulders (e.g. sloping, broad)
4. Décolleté line (e.g. prominent collar bones or chest)
5. Bust (e.g. big, small)
6. Body shape (e.g. pear or inverted triangle).

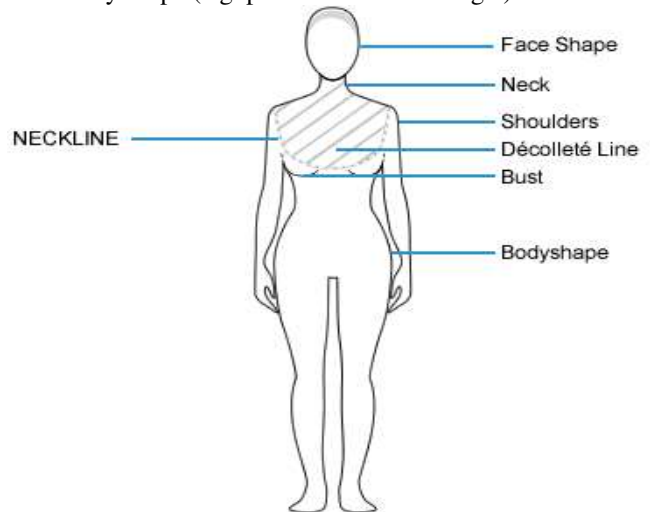


Figure 2: A Human Model Showing the Six factors of Neckline

A. Face

The combination of the face shape and the neckline aim to create balance. That's why when choosing the necklines that flatter face shape, the trick is to select necklines that are "opposite" to the face shape with the aim to balance out one's face and to de-emphasize the flaws. For example, if a woman has a round full face, she will want to elongate her face with deep and plunging necklines – V-necks and V-shaped scoop-necks are perfect for her. A long face, on the other hand, needs widening, and so is complemented by off-the-shoulders and tube tops. Square, angular jaws can be softened by a lacy or scoop neckline, while women with small elfish chins do best in boat-necks or wide scooped-necks. Here is the best thumb rule for neckline depending on face shape:

- Round-shaped faces: Go for cowl-necked, scooped-neck, square-necked, V-necked, mock turtlenecks
- Heart-shaped faces: Boat-neck and jewel-neck tops
- Long-shaped faces: Get the turtlenecks and jewel-necks
- Oval-shaped faces: One will look great in almost anything.

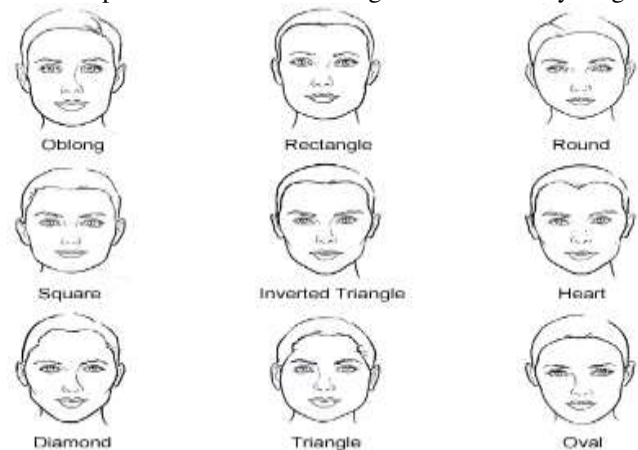


Figure 3: Examples of Different Face Shapes

B. Neck

The shape of neck is defined by its length and width.

Short and wide neck:

If a woman has a short or wide neck she needs to lengthen her neckline by opting for lower necklines. Plunging necklines (a deep V-neck) or open necklines (scoop neck) will elongate the neck. Staying away from any bulk, fuss or details such as neckties, ruffles, and any high necklines like turtleneck or big stand up collars, because they make necks look wider, shorter or both. It's wise to keep it clutter free

Long and Thin Neck:

For women who have long necks, for them high and chunky collars are better than short, small, flat or no collar at all. Neckties, ruffles, rolls or any other bulk will complement their long neck. Higher necklines with details will work better than low necklines with these features – the exception to the rule is having a big bust.

C. Shoulder

The shoulders provide the frame to the neckline, so it is required to be careful while choosing them. If anyone has broad shoulder then need to try any style that makes the shoulder looks even broader e.g. Bardot or boat neck. But if anyone has sloping shoulder then should hide this by staying away from strapless or halter neck necklines.

Shoulder width equals hip width:

Somewhat strict shoulder line can be relaxed wearing upper clothing with a V-shape neckline, which will visually elongate the neck. Ship shape or not deep round neckline also suits. The only shape that should be escaped is deep oval neckline.

Round sloping shoulders:

The line of the shoulders will get plainer line choosing clothing with oval or round neckline of any size. Such clothing will put the emphasis on the elegant neck. Square neckline will make shoulders look wider and its line will become stricter. Clothing with the V-shape neckline is strongly forbidden – it's not for them.

Narrow shoulders:

While designing for narrow shoulders, a square neckline with a more wide wearing blouse or dress is suitable. Deep wide rectangular shape neckline also fits with narrow shoulders. Small V-neckline, especially matched with puffed sleeves will also look decent.

Wide shoulders:

In case of wide shoulder one may choose upper body clothing with a V-neck, also with a deep oval décolletage, which gives a narrow view of the shoulder. If someone's neck is nice, clothing with a low adherent collar will suit her. Here anything wearing with a boat neckline is avoidable.

D. The Size of Bust

The size of bust is important when choosing the neckline. A woman with a small bust can not only handle a lot of fuss and detail around her décolleté and bust area, but also can get away with a much higher neckline - how high depends again on the shape of her neck. The longer and thinner her neck is, the higher and fussier necklines can be; the shorter and thicker, the lower she should keep necklines.

Women with moderately sized busts and average shoulder width should be comfortable with any of the listed neckline styles:

- A small-busted woman with narrow shoulder should consider choices like the bateau, Sabrina, and portrait

necklines, as well as the sweetheart and Queen Anne style.

- Broad-shouldered and big-busted women should choose styles like the empire, Queen Anne and lower-cut portrait necklines as well as scoop neck, cowl neck and V-neck styles.

Short décolleté and Big Bust:

Women with bigger busts should go for the lower the necklines - V-necks, scoops, squares or tops with front openings – anything that takes the eye down. They need to keep their necklines simple and free of any bulk and clutter. They also need to avoid high necklines, which draw the eye up and make large breasts look lower than they really are.

Small Bust with Long décolleté:

If someone is small chaste then she will benefit more from high necklines rather than low unless she decides to layer in that area, either with multiple tops, scarves or chunky jewelry. Bulk or volume in the collar line area is a great feature if her neck is relatively thin or long too.

E. Length of your décolleté line

This factor is often forgotten even though it plays such an important role when analyzing oneself. In this case the golden rule is, when one has a short décolleté and a full bust then she will have the smallest décolleté line out of all options and needs to keep lines clean and neat. Has to focus on what she got – her bust rather creating fuss. If she has a short décolleté combined with a normal or small bust her décolleté line will expand.

When a woman has a long décolleté and a small bust she will have the longest décolleté line out of all the options. Here, she is in the opposite situation in that she'll need to clutter and adorn herself, so that she can create volume and female curves. Layering is a good technique for shortening her décolleté line in order to generate visual balance.

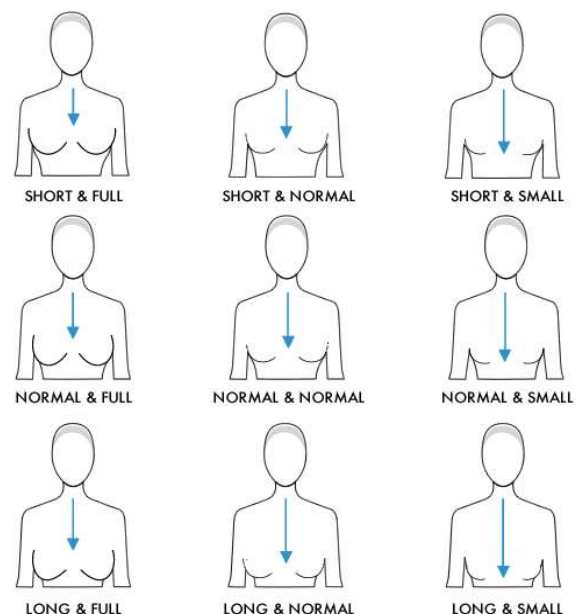


Figure 4: Décolleté line Spacing

F. Body Shape

Well fitted apparel needs to conform to the human body (2). Therefore, perception of basic body shape as well as understanding the types of clothes that will highlight one's good features means one will be able to dress in a way that really suits her. According to French fashion designer Hubert de Givenchy "The dress must follow the body of a woman, not

A Review Analysis of Neckline Diversification for Women's Wear Industry, Factors and Overall Significance & Challenges for Bangladesh Prospect

the body following the shape of the dress." When choosing clothes, the aim should be creating the impression of having a balanced body. In order to find what sort of overall balance one needs to create when choosing the neckline then the first thing that needs to ensure is the type of body shape. In general, four main body shape categories when it comes to our feminine forms. This has nothing to do with weight, but rather proportions. The four general categories of body shape are:

PEAR – the hip measurement is greater than the bust.

HEART – the bust measurement is greater than the hips

BOX – if bust, waist, and hip measurement are all very close and almost equal

HOURGLASS – if bust and hip measurements are around the same number and your waist is smaller.

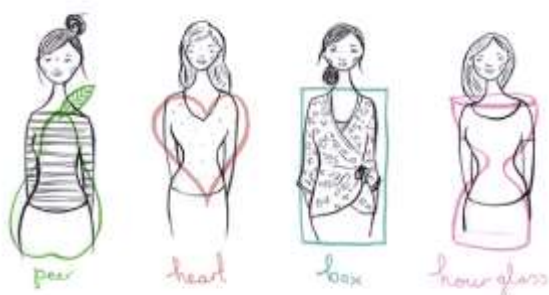


Figure 5: Female Body Shape: A. Pear ; B.Heart; C.Box ; D.Hourglass

If a woman is a pear body then she needs to go wider in her neckline to create broader shoulders. If a woman is a heart body then she needs to choose as short and long v-necks are gorgeous on her, because the angles will elongate your neck and lengthen her appearance. If a woman is a box body type then she wants to create the appearance of an indentation at the waist for a more curved silhouette by choosing rounded-scoop necklines or a peter pan collars which make her more wonderful. If a woman is a hourglass body then she can choice most of the necklines because most of the necklines are fantastic for her.

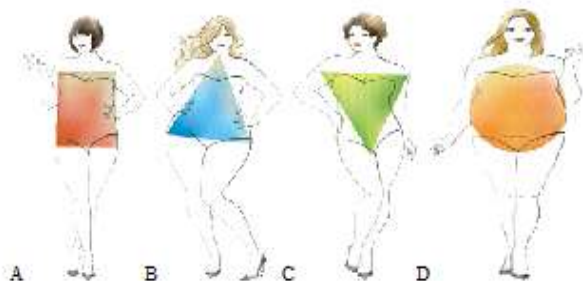


Figure 6: Female Body Shape: A. Rectangle; B. Triangle; C. Inverted Triangle; D. Oval

If a woman is a rectangle body then she needs to wear a scoop or v-neck which is good to add dimension to her upper body. If a woman is a triangle body then then she needs to create attention upward by wearing a wide neckline like a boat neck. If any women with an inverted triangle need to avoid highlighting her shoulders instead minimize it then she can do it by choosing a narrower and lower neckline. If a woman with

a oval body wants to create attention upward then she can wear V-necklines or scoop necklines.

IV. SIGNIFICANCES OF NECKLINE

Neckline frames the face and serves as a focal point for whatever women are wearing. It is the first thing someone sees when he or she looks at a woman and her garment. It also balances the wearer's natural features. It can add charm, make one looks smarter and generally flatter her, or it can totally ruin the image a woman has been trying to create.

V. CONCLUSION

Neckline explores consumers' fit perceptions and satisfaction with apparel fit in general. It is part of a woman's first impression and will always underline how she comes across and stress what she has gotten to say. But in spite of being such a vital feature in dress design a very few work has been done so far in this regard. Being a researcher in fashion design, I realize and suggest an extensive experimental data based work should be done on necklines particularly in Bangladesh where women follow mainly basic or classic form of fashion.

REFERENCES

- [1]Eckert, C. (1997), Design inspiration and design performance. Proceedings of the 78th World Conference of the Textile Institute, volume 1, pp. 359-377, Thessaloniki, Greece: Textile Institute.
- [2]Brown, P., & Rice, J. (2001), Ready -to -wear apparel analysis. Upper Saddle River, NJ: Prentice Hall.
- [3]Koester, AW, (1991), Fashion Terms and Styles Women's Garments, pp.4-6
- [4]Necklinespictures:<http://fashionablylogan.blogspot.com/2012/10/noteworthy-necklines-apparel-design-1.html>
- [5]Face shape picture:<http://www.meladori.com/shesinfashion/2011/2/face-shapes-and-necklines/>
- [6]Body shape pictures:<http://verilymag.com/the-best-necklines-for-your-body-shape/21> Apr 2014
- [7]Body shape pictures:<http://abbeypost.com/how-to-dress-for-your-body-type>

AUTHOR'S PROFILR



S. M. Sudrul Amin is a proficient Knitwear Technologist and correlated named as a contemporary Fashion Designer. He accomplished B.Sc. (Hon's) in Knitwear Manufacture & Technology from BGMEA University of Fashion & Technology, Bangladesh, and M.A in Fashion Design & Technology from Shanto-Mariam University of Creative Technology, Bangladesh. He consummated a Professional Courses in Apparel Merchandising and Garments Production Management from Bangladesh University of Engineering and Technology (BUET).Furthermore he attained in some RMG related Training and Workshops at Bangladesh. He started his carrier as a Product Developer in a Buying House and then joined in a Knit Composite Garment as a valued Merchandiser later on. As a key on experiences he started his Teaching existence at Institute of Science, Trade & Technology (ISTT) as a Lecturer under the Department of Textile & Fashion Management and at present he is functioning as a Senior Lecturer and Students' Adviser in the Department of Fashion Design & Technology at Shanto-Mariam University of Creative Technology. Previously he published his article in a European journal. Moreover he completed some language courses from British Council and Goethe Institute Bangladesh. His vicinity of concentration is Cut & Sew Knitwear Technology, Fully Fashion Technology, Knit Fabrics & Finishing Technology, Apparel Quality Management, and Knitwear Production Planning and so on. He visited few countries like Saudi Arabia, Thailand, Malaysia, India, and Dubai. He is one of the esteemed members of BGMEA Knitwear Club, Bangladesh.



Farhana Akhtar Luna was born in Dhaka , Bangladesh on 10th February , 1972. She is pursuing in M.Sc examination on Related Art Home Economics. Under Dhaka university in 1997 and Bachelor of Related Art, 1995 from Home Economics under Dhaka university. She also pursuing her professional executive Diploma (DEDP) on Fashion Design & Technology & Fashion marketing from Bangladesh Institute of Design (BID) in 2000 . She worked as Merchandiser from 2000 to 2003 at DK.Group , Green road , Dhaka, Bangladesh. She conducted a course on middle management training program (MMTP) in 2003 from Indian Institute of Technology, Kharagpur, She is working as an Assistant Professor department of Fashion design and technology, Shanto-Mariam University of Creative Technology, Uttara, Dhaka-1230, Bangladesh in 2008 to till now and also doing M.Phil (final semester student) in drama and dramatics department of Jahangirnagar University.



Md. Mizanur Rahman is prominent Knitwear professional of Fashion Design sector of Bangladesh. He accomplished B.Sc. (Hon's) in Knitwear Manufacture & Technology from BGMEA University of Fashion & Technology, Bangladesh, and M.A in Fashion Design & Technology from Shanto-Mariam University of Creative Technology, Bangladesh. He consummated a Professional Course in Product development and Advance Pattern cutting from United Nations industrial development organization (UNIDO) organized by Bgmea. As well as he attained in some RMG related Training and Workshops at Bangladesh. He started his carrier as a Product Developer in Landmark group and then joined in Coton Mart Industry Ltd. As a Product developer later on. As a key on experiences he started his Teaching existence at Institute of Science, Trade & Technology (ISTT) as a Lecturer under the Department of Textile & Fashion Management and at present he is functioning as a Asst.Professor and Students' Adviser in the Department of Fashion Design & Technology at Shanto-Mariam University of Creative Technology. Furthermore He worked with GIZ & World Vision as a trainer of different garment industry of Bangladesh, now he is working with Bangladesh Garment Manufacturers & exporters association (BGMEA) & Jute Diversification Promotion Center (JDPC) Peoples Republic of Bangladesh as a Trainer vicinity of concentration is Range & Product Development, Cut & Sew Knitwear Technology, Fully Fashion Technology, Apparel Quality Management, and Knitwear Production planning and so on. He also published one paper contemporary and progression of fashion industry: The Instance of Bangladesh History and one Book on Garment quality management He is one of the esteemed members of BGMEA Knitwear Club, Bangladesh.