

# Correlation of Emerging Substances and Physiological Groups of Microorganisms in Surface Water of River Morača

Radonjic Drazana

Faculty of Science, Study group of Biology, George Washington Boulevard, Podgorica, Montenegro

**Abstract**— The article focuses on the reliable screening analyses of water quality of river Morača section near Podgorica, Montenegro. Sampling of screening analyses of surface water samples from the locality Vukovci, the lower course of the river Morača during 2012 and 2013. The water samples were analysed by GC-MS. The compounds occurring most frequently in the analysed water samples were phthalates, PAHs, detergents, personal care products, flame retardants, and corrosive residues, benzoate, pesticides, decane and the additive residues. Dibutyl phthalate, diethyl phthalate, dioctyl phthalate which are on the NORMAN list of emerging substances, and di(2-ethylhexyl) phthalate, which is on the list of the WFD priority substances, were detected in all the examined samples. A large group of terpenes, such as nerol, citronellol, menthol, ionone, and compounds as camphor, ethyl citrate or methyl jasmonate that could be found in cosmetics, personal care products or home cleaning products were determined in river samples. The presence of hormones in all the surface water samples indicates human or animal faecal pollution, while the detected caffeine in all samples confirms an anthropogenic impact. A significant number of separated organic components spaces were not defined, which is a cause for performance of microbiological analysis in the presence of physiological groups of microorganisms. The identified compounds can be associated with the presence of specific physiological groups of microorganisms at the site, which can in many ways reduce environmental stress due to their functional and significant role in ecosystem.

**Keywords**—water quality, emerging substances, the Morača, gas chromatography, physiological groups of microorganisms, environmental stress.

## I. INTRODUCTION

In the natural aquatic environment diverse physical, chemical and biological processes occur and directly affect

the content, transformation and movement of different constituents in water. A significant number of chemicals that can be found in water may have destructive impact on the environment and human health, often due to low level of knowledge and awareness, as well as lack of understanding of impacts and the toxicological implications [1]. Generally, substances of concern tend to precipitate to sediment, which can represent a different level of problem, as sediment particles are often resistant to biodegradation, and most of all, have the high ability to bioaccumulate chemical substances. Emerging substances, present another level of concern, as low dose and pseudo-persistence can produce a very strong chemical and ecological stress in a long period of time, which can completely and irreversibly change the balance in the ecosystem as well as in the environment [2]. The importance of the low doses should be emphasized, especially for emerging substances (endocrine disruptive substances –EDCs), nano to pikogram (ppb to ppt, respectively) concentrations, which mimic function and cycle of hormone like substances. For the purpose of emerging substances identification at the locality Vukovci (42° 27' 81.5''N , 19° 12' 34.5''E ) for the first time in the Republic of Montenegro, a screening study was conducted on 3 samples of River Morača surface water in 2 separate sampling campaigns.

Water samples from the locality were taken in November 2012. and in August of 2013. Analyses were performed on gas chromatographer coupled with mass spectrometer (GC-MS), obtaining qualitative data about the chemical composition of samples, providing a range of substance groups varying from priority and hazardous, to emerging and benign. A screening analysis is an analytical process consisting of extraction, isolation and possible identification of a compound or group of compounds in a sample with the minimum number of steps and the minimal manipulation of the sample [3].

Suspected chemical that have been identified in surface water samples belong to emerging and priority groups of substances - detergents, personal care products, flame retardants, insecticides and pesticides, benzoate, pesticides, higher alkanes, additive residues were found. The screening analyses have shown a significant number of unidentified organic substances, which was the reason for microbiological analysis of water samples in the presence of physiological microorganism groups.

The surface water samples from the river Morača in locality Vukovci observed a significant presence of lipolytic bacteria: 4 900 per ml of sample, and the presence of 20.000 colonies of proteolytic bacteria per ml of sample. These data show that the bacterial population is responsible for the transformation of the most organic micropolutants in environment. During the summer sampling a significantly smaller amount of physiological groups of microorganisms was determined - the amount of proteolytic bacteria was 130 bacterium per ml of sample, and lipolytic 17 bacteria per ml of sample.

## **II. MATERIALS AND METHODS**

Location Vukovci is a part of sedimentation zone of the lower flow of River Morača, and in this part of the flow river has the characteristics of a typical lowland river. Surface water samples for screening and microbiological analyses have been collected simultaneously in two separate campaigns in November of 2012 and August of 2013. Samples have been taken from both sides of the River Morača. During the screening analyses several groups of priority and emerging substances have been identified.

Sampling was carried out at the location Vukovci, on both sides of the river. Sampling for microbiological and chemical analysis was carried out in the littoral segment of the river and sampled in pre-sterilized dark glass bottles.

Sampling bottles were washed and dried, then sterilized at 190 °C in a dry sterilizer for one hour. During the sampling, grab sampling procedure as prescribed by Water Act, 27/2007 of Montenegro was followed in full. A disposable sterile rubber stopper is carefully removed and the bottle is opened, with one hand holding the cap and the other hand grabbing the water sample, taking into account that the cap is not contaminated.

After sampling the bottle is tightly closed with a sterile cap. Sampling bottles for chemical analyses were rinsed with surface water three times before submerging for sampling, so the glass surface is chemically harmonized with sample. Sampling for microbiological analysis was done by quickly submerging prepared bottles, so the contamination of bottle

is avoided. Samples were transported to the laboratory in portable fridge.

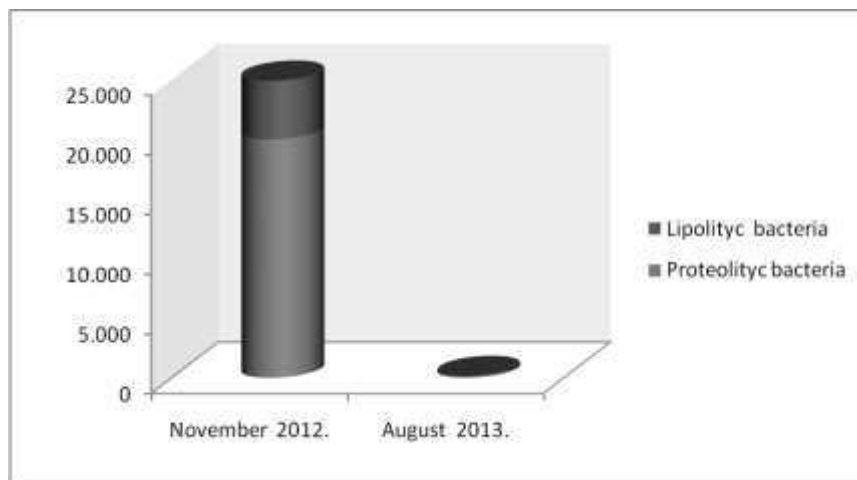
The screening analyses were performed on gas chromatograph Agilent 7890N coupled with mass spectrometry detector Agilent 5975 at the Institute of Analytical Chemistry, Faculty of Chemical and Food Technology, Slovak University for Technology in Bratislava, Slovakia. Gas chromatography coupled with mass spectrometry analyses were performed on capillary column DB-FFAP 30 m x 250 mm I.D., 0.25 mm, in scan acquisition mode. Carrier gas was helium with flow 1 ml/min, oven program 40 °C, 10min holding time; rate 2 °C /min to 230 °C, and splitless injector. Samples of surface water were prepared with liquid liquid extraction and evaporated in Kuderna Danish apparatus.

Liquid extraction was performed with different extraction solvents, polar and non-polar solvent, dichloromethane and pentane, respectively. Dichloromethane has shown to be a better choice for selected type of sample, in regard of efficiency and simplicity of liquid liquid extraction, as well as obtained chromatogram quality and mass fragments separation.

The microbiological analyses were performed in Hydrobiological Institute of Montenegro, Department of Biology. For the purpose of analyses the microbiological culture media were used and the ingredients for substrates used in this study are a product of the Institute for Immunology and Virology "Torlak" Belgrade, BioLive-Milano (Italy) and Seminem, Sarajevo (BiH). Substrates were prepared as specified by the manufacturer and sterilized in an autoclave for 15 to 20 minutes at 120 °C under a pressure of 1.5 atmospheres.

## **III. RESULTS AND DISCUSSION**

During the research conducted in the summer period gathered results for proteolytic and lipolytic bacteria showed lower number where proteolytic bacteria were represented in 130 bacteria per ml in a sample, and lipolytic bacteria 17 per ml in a sample. The obtained results are shown in Graphic 1.



Graphic.1: Presence of proteolytic and lipolytic bacteria during winter and summer sampling

According to [4] the obtained results, due to the low level of water and high sludge thickness in the summer period, it can be concluded that the water condition results in overweight of coliform and bacteria of fecal origin, as well as intensive anaerobic process of organic substances decomposition in the sludge.

During the study in the November of 2012, significantly high content of bacteria was observed that the water samples from the river Moračane near locality Vukovci, lipolytic as well as proteolytic, 4,900 per ml of sample and 20,000 colonies of bacteria per ml of sample, respectively. Following study analysis conducted in December the presence of lipolytic and proteolytic bacteria was also detected. The amplitudes of lipolytic bacteria distribution was observed during seasonal changes, winter to summer period [5] during the year. Studying the quality of Čerava, the author draws attention on predominance of proteolytic bacteria compared to lipolytic. If literature data is compared to conducted research, the resemblances are evident.

The conclusion is that it could be a result of great amount of organic substances in water, which determines their distribution and development, meaning that we could assume that it depends on number of phytoplankton and macrophytes as well as organic allochthonous nature. Proteolytic and lipolytic organisms are organisms performing the reduction and decomposition of a chemical compound to simpler forms, by utilizing the energy for their growth [6]. Conducting the bacteriological analysis of the river Koselska water quality, it was determined that heterotrophic bacteria from every sample contained minimal quantities during the spring period, where maximal was determined in September, or late summer.

In November of 2012 during the first campaign 304 compounds have been detected, 183 of those were not identified. The identified substances with quality match index (QMI) higher than 60% are shown in Table 1.

Table 1: Identified chemical components in water samples from the river Morače locality Vukovci analyzed by GC-MS

#	Compound name (CAS)	QMI	Library	Samples
1	Benzene, methyl-	94	WILEY	1
2	Disulfide, dimethyl	95	WILEY	1
3	Cyclohexene, 1-methyl-4-(1-methylethenyl)-	98	WILEY	1
4	2-Oxabicyclo[2.2.2]octane, 1,3,3-trimethyl-	67	NIST	1
5	1-Butanol, 3-methyl- (impure)	80	WILEY	1
6	1-Pentanol	83	WILEY	1
7	2,4-Dithiapentane	61	NIST	1
8	2-Pentanol, 4-methyl-	76	NIST	1
9	Nonane, 1-chloro-	80	NIST	1
10	Benzeneethanol	60	NIST	1

11	Isopropyl myristate	64	NIST	1
12	Hexadecanoic acid, methyl ester	97	WILEY	1
13	Phenol, 2,6-dimethoxy-	60	NIST	1
14	9-Octadecenoic acid (Z)-, methyl ester	97	WILEY	1
15	Octadecanoic acid	91	WILEY	1
16	cis-9-Hexadecenoic acid	67	NIST	1
17	Bicyclo[3.1.1]heptan-3-one, 2,6,6-trimethyl-, (1.alpha.,2.alpha.,5.alpha.)-	64	WILEY	1
18	Myristoyl chloride	60	NIST	1
19	Octadecanoic acid, 3-oxo-, methyl ester	61	NIST	1
20	Methane, dichloro-	64	WILEY	2
21	Pentane, 2,2-dimethyl-	75	NIST	2
22	Acetic acid, (1,2-dimethyl-1-propenyl) ester	65	NIST	2
23	Cyclohexane, octyl-	70	NIST	2
24	Phytol	62	NIST	2
25	Octadecane, 1-(ethenyloxy)-	60	NIST	2
26	Cyclohexane, tetradecyl-	64	NIST	2
27	Hexadecanoic acid	99	WILEY	2
28	Hexadecenoic acid, Z-11-;	78	WILEY	2
29	9-Octadecenoic acid (Z)-	97	WILEY	2
30	Octadecanoic acid, 2,3-dihydroxypropyl ester	62	NIST	2
31	2-Propanone, 1-hydroxy-	72	NIST	3
32	3-Furaldehyde	69	NIST	3
33	2-Furanmethanol	75	NIST	3
34	9-Octadecenoic acid	99	WILEY	3
35	9-Octadecenoic acid, (E)-	89	NIST	3
36	17-Octadecynoic acid	66	NIST	3
37	Sulfurous acid, butyl pentadecyl ester	66	NIST	4
38	Pentanal, 2,4-dimethyl-	80	NIST	5
39	3-Pentanol	77	NIST	5
40	1-Octanol, 2-butyl-	70	NIST	6
41	n-Hexane	71	NIST	1,2
42	3-Ethylidibenzothiophene;	78	WILEY	1,2
43	2-Propanol, 1-hydrazino-	64	NIST	1,3
44	1-Chloroundecane	64	NIST	1,3
45	1-Tridecyne	64	NIST	1,3
46	Tridecane, 6-cyclohexyl-	69	NIST	1,4
47	Nonanal		NIST	1,5
48	3-Hexanone, 2,5-dimethyl-	68	NIST	1,6
49	2-Hexanol, (S)-	77	NIST	2,3
50	1,3-Dioxan-4-one, 2-(1,1-dimethylethyl)-6-methyl-	62	NIST	2,3
51	2-Heptanol, acetate	60	NIST	2,3
52	3,3,5,5-Tetramethylcyclohexanol	69	NIST	2,3
53	4-Pyridinol-1-oxide	60	NIST	2,3
54	9,12-Octadecadienoic acid (Z,Z)-	97	WILEY	2,3
55	Dihexylsulfide	74	WILEY	2,4
56	Dodecane, 2,7,10-trimethyl-	77	NIST	2,4
57	17-Octadecynoic acid	64	NIST	2,4
58	Bicyclo[4.1.0]heptane, 7-(1-methylethylidene)-	81	PBM	2,5

59	Hexanedioic acid, dioctyl ester	60	NIST	4,5
60	1,6-Octadien-3-ol, 3,7-dimethyl-	67	NIST	4,6
61	trans-3-Penten-2-ol	78	NIST	1,2,3
62	2-Hexanol, 2,5-dimethyl-, (S)-	67	NIST	1,2,3
63	1-Decanol	66	NIST	1,2,3
64	2-Methyl-1-undecanol	61	NIST	1,2,3
65	Cyclodecane	71	NIST	1,2,3
66	Eicosane, 7-hexyl-	61	NIST	1,2,4
67	9-Octadecenoic acid (Z)-	99	WILEY	1,2,4
68	Hexadecanoic acid	99	WILEY	1,3,5
69	Dodecane, 2,6,11-trimethyl-	74	NIST	2,3,4
70	2-Hexyl-1-octanol	66	NIST	2,3,4
71	2-Bromotetradecane	65	NIST	2,3,4
72	Octadecane, 3-methyl-	66	NIST	2,3,4
73	Nonadecane, 2-methyl-	65	NIST	2,3,4
74	n-Caproic acid vinyl ester	75	NIST	2,3,6
75	Allopregnane; Pregnane, (5.alpha.)-	70	WILEY	2,4,5
76	1-Decanol, 2-octyl-	60	NIST	2,4,6
77	2-Butanol, 3-methyl-	74	NIST	4,5,6
78	Eicosane, 2-methyl-	73	NIST	1,3,4,5
79	7-Octen-1-ol, 3,7-dimethyl-, (S)-	62	NIST	1,4,5,6
80	7,7-Diethylheptadecane	69	NIST	2,3,5,6
81	Trifluoroacetyl-lavandulol	62	NIST	2,4,5,6
82	8-Azabicyclo[3.2.1]octan-3-amine, 8-methyl-	62	NIST	3,4,5,6
83	Hexadecane, 2,6,10,14-tetramethyl-	73	NIST	1,2,3,4,6
84	Cyclohexane, eicosyl-	68	NIST	1,2,3,5,6
85	2,6-Octadien-1-ol, 3,7-dimethyl-, (Z)-	72	NIST	1,3,4,5,6
86	Oxalic acid, cyclohexylmethyltetradecyl ester	61	NIST	1,3,4,5,6
87	Tetracosane	90	WILEY	1,3,4,5,6
88	Decane, 2-methyl-	81	NIST	2,3,4,5,6
89	Cyclohexane, tetradecyl-	64	NIST	2,3,4,5,6
90	Sulfurous acid, butyl dodecyl ester	71	NIST	2,3,4,5,6
91	Undecane, 3-methyl-	82	NIST	1,2,3,4,5,6
92	1-Octanol	87	NIST	1,2,3,4,5,6
93	Hexadecane	86	NIST	1,2,3,4,5,6
94	Heptadecane	96	WILEY	1,2,3,4,5,6
95	Dodecane, 2,6,10-trimethyl-	79	NIST	1,2,3,4,5,6
96	Octadecane	97	WILEY	1,2,3,4,5,6
97	Nonadecane	91	NIST	1,2,3,4,5,6
98	Eicosane	93	WILEY	1,2,3,4,5,6
99	Disulfide, di-tert-dodecyl	71	NIST	1,2,3,4,5,6
100	Eicosane, 3-methyl-	70	NIST	1,2,3,4,5,6
101	Hexadecane, 2,6,10,14-tetramethyl-	72	WILEY	1,2,3,4,5,6
102	Heneicosane	95	WILEY	1,2,3,4,5,6
103	2,6-Diisopropyl-naphthalene	72	NIST	1,2,3,4,5,6
104	1-Tricosanol	64	NIST	1,2,3,4,5,6
105	Eicosane, 2,4-dimethyl-	68	NIST	1,2,3,4,5,6
106	Hydroxylamine, O-decyl-	66	NIST	1,2,3,4,5,6

107	Heneicosane, 3-methyl-	66	NIST	1,2,3,4,5,6
108	Docosane	91	WILEY	1,2,3,4,5,6
109	1-Heneicosyl formate	70	NIST	1,2,3,4,5,6
110	1-Tricosanol	60	NIST	1,2,3,4,5,6
111	Benzoic acid, 2-hydroxy-, phenylmethyl ester	90	WILEY	1,2,3,4,5,6
112	Tricosane, 2-methyl-	75	NIST	1,2,3,4,5,6
113	Tricosane	81	NIST	1,2,3,4,5,6
114	Heptadecane, 9-hexyl-	61	NIST	1,2,3,4,5,6
115	Cyclohexane, nonadecyl-	78	NIST	1,2,3,4,5,6
116	Heneicosane, 11-(1-ethylpropyl)-	74	NIST	1,2,3,4,5,6
117	Eicosane, 7-hexyl-	69	NIST	1,2,3,4,5,6
118	Octadecanoic acid	99	WILEY	1,2,3,4,5,6
119	Benzophenone	81	I.S.	1,2,3,4,5,6
120	Hexacosane	76	NIST	1,2,3,4,5,6
121	Octacosane	91	WILEY	1,2,3,4,5,6
122	Dibutyl phthalate	85	NIST	1,2,3,4,5,6
123	Diisooctyladipate	71	NIST	1,2,3,4,5,6

More than 96% of the presented literature data from treated waste- and surface waters belong to high-income countries where industrial discharges are supposed to be controlled, e.g. Good Manufacturing Practices and emission regulations in the United States [7]. In contrast, there is not enough data available from low- to middle-income countries where several manufacturing facilities are located and less strict regulations are applied.

During the summer research campaign 63 compounds have been detected, 39 of those were not identified. The identified substances with quality match index (QMI) higher than 70% are shown in Table 2. Emerging Substances

in the Aquatic Environment [8]. can be Selected by based on Eco toxicological criteria. [9] Separated them on hydrophile and lipophile.

During the preparation of water samples we are using liquid extraction. [10] shows the importance of organic chemicals in modern societies, pointing to their negative side. Summer screening, suggests significantly less presence of chemical substances, as well as chemical components that were unable to identify through screening analysis.

Table 2: Identified chemical components in water samples from the river Morače locality Vukovci analyzed by GC-MS

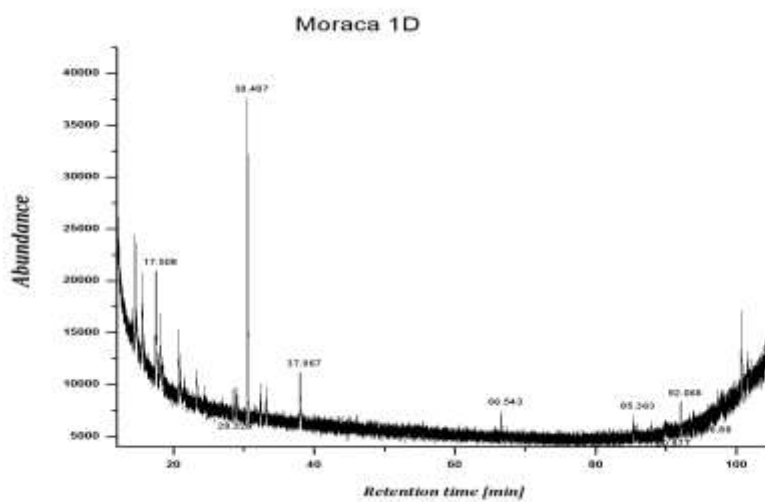
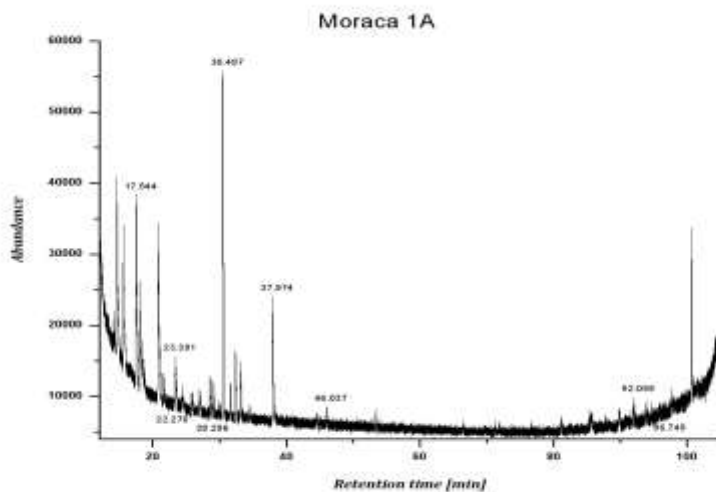
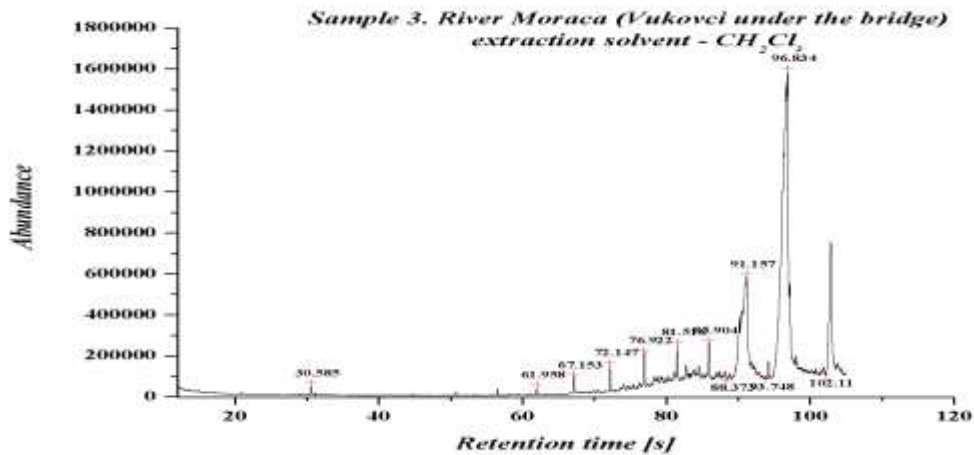
RT (min)	compound	Quality match	Notes	Samples
90.331	Hexadecanoic acid (CAS); Palmitic acid	99	WILEY	2
96.817	9-Octadecenoic acid (Z)- (CAS); Oleic acid;	99	WILEY	3
99.507	9-Octadecenoic acid (Z)- (CAS); Oleic acid;	99	WILEY	1,2,4
92.81	Hexadecanoic acid (CAS); Palmitic acid;	99	WILEY	1,3,5
91.167	Octadecanoic acid	99	WILEY	1,2,3,4,5,6
22.613	dl-Limonene; Cyclohexene, 1-methyl-4-(1-methylethenyl)-	98	WILEY	1
81.201	Hexadecanoic acid, methyl ester (CAS); Methyl palmitate	97	WILEY	1
90.911	9-Octadecenoic acid (Z)-, methyl ester (CAS); Methyl oleate;	97	WILEY	1
97.66	Oleic Acid; 9-Octadecenoic acid (Z)-	97	WILEY	2
102.855	9,12-Octadecadienoic acid (Z,Z)- (CAS); Linoleic	97	WILEY	2,3



	acid;			
14.369	Disulfide, dimethyl	95	WILEY	1
95.673	Octadecanoic acid (CAS); Stearic acid;	91	WILEY	1
83.963	Benzoic acid, 2-hydroxy-, phenylmethyl ester (CAS); Benzyl salicylate;	90	WILEY	1,2,3,4,5,6
97.129	9-Octadecenoic acid, (E)-	89	NIST	3
46.969	1-Octanol	87	NIST	1,2,3,4,5,6
100.73	Dibutyl phthalate	85	NIST	1,2,3,4,5,6
26.647	1-Pentanol (CAS); Amylol	83	WILEY	1
44.716	Undecane, 3-methyl-	82	NIST	1,2,3,4,5,6
22.607	Bicyclo[4.1.0]heptane, 7-(1-methylethylidene)-;	81	PBM	2,5
38.266	Decane, 2-methyl-	81	NIST	2,3,4,5,6
23.548	1-Butanol, 3-methyl- (impure)	80	WILEY	1
53.488	Nonane, 1-chloro-	80	NIST	1
60.926	Dodecane, 2,6,10-trimethyl-	79	NIST	1,2,3,4,5,6
93.869	Hexadecenoic acid, Z-11-;	78	WILEY	2
81.9	3-Ethylthiophene;	78	WILEY	1,2
20.915	trans-3-Penten-2-ol	78	NIST	1,2,3
87.389	Cyclohexane, nonadecyl-	78	NIST	1,2,3,4,5,6
30.065	2-Pentanol, 4-methyl-	76	NIST	1
53.331	2-Furanmethanol	75	NIST	3
43.798	n-Caproic acid vinyl ester	75	NIST	2,3,6
41.142	dihexylsulfide	74	WILEY	2,4
17.101	2-Butanol, 3-methyl-	74	NIST	4,5,6
88.203	Heneicosane, 11-(1-ethylpropyl)-	74	NIST	1,2,3,4,5,6
30.264	2-Propanone, 1-hydroxy-	72	NIST	3
60.735	2,6-Octadien-1-ol, 3,7-dimethyl-, (Z)- ; (Nerol)	72		1,3,4,5,6
78.332	2,6-Diisopropyl-naphthalene	72	NIST	1,2,3,4,5,6
101.884	Sulfurous acid, butyl dodecyl ester	71	NIST	2,3,4,5,6
73.997	Disulfide, di-tert-dodecyl	71	NIST	1,2,3,4,5,6
104.383	Diisooctyladipate	71	NIST	1,2,3,4,5,6
50.169	Cyclohexane, octyl-	70	NIST	2
74.823	1-Octanol, 2-butyl-	70	NIST	6
93.365	Allopregnane; Pregnane, (5.alpha.)-	70	WILEY	2,4,5
82.792	1-Heneicosyl formate	70	NIST	1,2,3,4,5,6
41.669	3-Furaldehyde	69	NIST	3
82.815	Tridecane, 6-cyclohexyl-	69	NIST	1,4
54.069	3,3,5,5-Tetramethylcyclohexanol	69	NIST	2,3
81.116	7,7-Diethylheptadecane	69	NIST	2,3,5,6
23.043	2-Oxabicyclo[2.2.2]octane, 1,3,3-trimethyl- ;Eucalyptol	67	NIST	1
46.421	1,6-Octadien-3-ol, 3,7-dimethyl-	67	NIST	4,6

103.74	17-Octadecyanoic acid	66	NIST	3
96.316	Sulfurous acid, butyl pentadecyl ester	66	NIST	4
58.105	1-Decanol	66	NIST	1,2,3
65.481	Octadecane, 3-methyl-	66	NIST	2,3,4
79.368	Hydroxylamine, O-decyl-	66	NIST	1,2,3,4,5,6
31.664	Acetic acid, (1,2-dimethyl-1-propenyl) ester	65	NIST	2
65.136	2-Bromotetradecane	65	NIST	2,3,4
72.967	Isopropyl myristate	64	NIST	1
97.762	Bicyclo[3.1.1]heptan-3-one, 2,6,6-trimethyl-, (1.alpha.,2.alpha.,5.alpha.)-; Pinocamphone;	64	WILEY	1
13.09	Methane, dichloro- (CAS); Dichloromethane; R 30; Freon 30; Narkotil;	64	WILEY	2
72.921	Cyclohexane, tetradecyl-	64	NIST	2
49.205	2-Propanol, 1-hydrazino-	64	NIST	1,3
59.371	1-Chloroundecane	64	NIST	1,3
61.381	1-Tridecyne	64	NIST	1,3
104.062	17-Octadecyanoic acid	64	NIST	2,4
78.66	1-Tricosanol	64	NIST	1,2,3,4,5,6
68.95	Phytol	62	NIST	2
103.822	Octadecanoic acid, 2,3-dihydroxypropyl ester	62	NIST	2
45.182	1,3-Dioxan-4-one, 2-(1,1-dimethylethyl)-6-methyl-	62	NIST	2,3
58.919	7-Octen-1-ol, 3,7-dimethyl-, (S)-	62		1,4,5,6
63.287	Trifluoroacetyl-lavandulol	62	NIST	2,4,5,6
72.951	8-Azabicyclo[3.2.1]octan-3-amine, 8-methyl-	62	NIST	3,4,5,6
28.949	2,4-Dithiapentane; Formaldehyde dimethyl mercaptal	61	NIST	1
104.534	Octadecanoic acid, 3-oxo-, methyl ester	61	NIST	1
59.669	2-Methyl-1-undecanol	61	NIST	1,2,3
85.038	Oxalic acid, cyclohexylmethyltetradecyl ester	61	NIST	1,3,4,5,6
66.51	Benzeneethanol (CAS); Phenethyl alcohol	60	NIST	1
83.477	Phenol, 2,6-dimethoxy-	60	NIST	1
98.516	Myristoyl chloride	60	NIST	1
72.528	Octadecane, 1-(ethenyloxy)-	60	NIST	2
45.569	2-Heptanol, acetate	60	NIST	2,3
56.085	4-Pyridinol-1-oxide	60	NIST	2,3
103.78	Hexanedioic acid, dioctyl ester	60	NIST	4,5
92.915	1-Decanol, 2-octyl-	60	NIST	2,4,6
83.162	1-Tricosanol	60	NIST	1,2,3,4,5,6





The screening analysis of water samples is indicating the present of certain emerging substances: phenolic and benzene derivates, detergents, personal care products, irritants, benzoate, pesticides, isohexadecane, Flammable substances and residues corrosives.

The reduction of emerging species is evident during August of 2013. Compared to the November of 2012. This can certainly be explained by the difference in atmospheric and water temperature, the significant reduction of river flows divergence of aquatic life and etc. During the summer and winter period the river Morača on the site of Vukovci is significantly different, by water flow and volume, which is certainly reflected onto the water quality and present of aquatic life, which can be observed in Picture 1.



*Picture.1: Locality Vukovci, taken by author during the winter and summer sampling*

The persistence of the chemicals identified as emerging substances, during the screening analysis conducted in the August of 2013, indicates the consistent input of certain chemicals in surface, their persistency and potency for deposition in ecosystem, and, if necessary, reactivation during optimal period.

In literature source [12]it is emphasised that the fate and content of pharmaceuticals and other emerging substances

in surface and ground water can be associated with the content of coliform bacteria in water. The presence of bacteria in water shows evidence of organic influence on water quality[13].Microorganisms have the potency for adapting to new conditions and existing organic pollutants due to the relevant mutations that will spread through the population. The process is known as adaptation, characterized by longer and less reproducible initial period, before degradation can be observed. After the adaptation period the aquatic population of specific location will be able to breaks down a substance without the lengthy initial phase [14].

#### IV. CONCLUSIONS

The presence of physiological groups of microorganisms can be a significant indicator of organic pollution in surface water caused by chemical substances introduced into the water body from various sources. The identification of physiological groups of microorganisms in the study of locality Vukovci certainly can be correlated with the presence of emerging substances or their transformation metabolites in water.

The surface watersensitive to natural and antropogenic impacts occurring daily, which can accelerate, decelerate or postpone the transformation processes – (bio)degradation, adsorption, absorption, photolysis, hydrolysis, oxidation/reduction and etc.The significance of these processes is reflected in normal functioning of an ecosystem, natural river ecosystem. Every chaneg of chemical content in aquatic system is causing the corresponding reaction. The microorganisms are adapting to changes so the impact on natural ecosystem can be neutralized. The toxicity, persistancy and biodegradation properties of chemical entities introduced to the ecosystem (naturally or antropogenically) have the most important influence onto the microorganisms and their ability to adapt to changed conditions.

Microorganisms and their activity can be a crucial indicator for a change or instability of an aquatic ecosystem as well as a powerfull mechanism of its recovery. Taking into account that the microorganisms are the best natural source of remediation, we can conclude that their presence is constant with the presence of emerging substances in selected location Vukovci.

## REFERENCES

- [1] Đukić, D., Jermecević, B. T. (2003): Mikrobiološkabiotehnologija. "Deret" Belgrade, Vol. 503. pg.25-27
- [2] Miloradov – Vojinović, M., Miloradov, M., Sekulić-Turk, M., Radonić, J., Stošić, M., (2012): Low doses effects of Emerging substances, pseudopersistancy and hazard consequences to aquatic environment and public health, 2. International Conference "Ecology of urban areas 2012", Zrenjanin, 2012
- [3] Munoz-Olivas, R. (2004) Trends in Analytical Chemistry, Vol. 23, No. 3, 203-216, Elsevier B.V. doi:10.1016/S0165-9936(04)00318-8
- [4] Radonjić, D. (2007): Utvrđivanje kvaliteta vodenane kontaminacije u Skadarskom jezeru i Rijeci Morači. Bojane-Magistarski rad
- [5] Lokovska, L. (2003a): Bakteriološka analiza rijeke Čerave, 32. Konferencija o aktuelnim problemima korišćenja i zaštite voda, Voda 2003. Zlatibor, 2003. pg. 305-309
- [6] Lokovska, L. (2003b): Bakteriološka kontrola kvaliteta vode u Koselskoj reki, 32. Konferencija o aktuelnim problemima korišćenja i zaštite voda, Voda 2003. Zlatibor 2003. pg. 309-314.
- [7] Velagaleti, R., Burns, P.K., Gill, M. & Prothro, J. (2002). Impact of current good manufacturing practices and emission regulations and guidances on the discharge of pharmaceutical chemicals into the environment from manufacturing, use, and disposal. Environmental Health Perspectives 110(3), pg. 213-220
- [8] Abdel-El-Haleem, D. (2003) Acinetobacter: environmental and biotechnological applications. African Journal of Biotechnology Vol. 2(4), pg. 71-74
- [9] Ternes TA (2006). Consumption and Occurrence. In Human Pharmaceuticals, Hormones and Fragrances: The challenge of micro pollutants in urban water management, Ternes TA, Joss A (Eds.). IWA Publishing, London, UK, pp. 15-54
- [10] Richardson S. D. Water analysis: emerging contaminants and current issues. *Analytical Chemistry*. 2007;79(12):4295-4323. doi: 10.1021/ac070719q. [PubMed] [Cross Ref]
- [11] Al-Ahmad, A., Al-Ahmad, M.W., Schon, G., Daschner, F.D., Kummerer, K. (2000) Role of Acinetobacter for biodegradability of quaternary ammonium compounds. Bulletin of Environmental Contamination and Toxicology Vol. 64 pg. 764-770
- [12] Daneshvar, A. (2012): Source, Occurrence, and Fate of Pharmaceuticals in Natural Waters-Doctoral Thesis
- [13] Petrović, O., Knežević, P., Simeunović, J., Rončević, S., Ivanović, D. (2009): Izvorište Štrand-mikrobiološka kvaliteta podzemne vode i sanitarna zaštita; Voda i sanitarna tehnika, 2009, Vol. 39 (5) pg. 9-14
- [14] Abrahamsson, K., Klick, S. (1991) Degradation of halogenated phenols in anoxic natural marine sediments. Marine Pollution. Bulletin Vol. 22 pg. 227-233.